



Single Assessment Institution-Level Pass Rate Data: Traditional Teacher Preparation Program Within IHE

	HEOA - Title II 2011 - 2012 Academic Year
	Institution Name UNIV MARYLAND BALTIMORE COUNTY
	Institution Code 5835
	State Maryland

February 28, 2013

Assessment Information ¹	Group	Number Taking Assessment	Number Passing Assessment	Institutional Pass Rate	Institutional Average Scaled Score	Assessment Cut Score ²	Statewide			
							Number Taking Assessment	Number Passing Assessment	Statewide Pass Rate	Statewide Average Scaled Score
ART CONTENT AND ANALYSIS (0135) Test Company: ETS Score Range: 100-200	All enrolled students who have completed all nonclinical courses, 2011-12						3			
	Other enrolled students, 2011-12	1				161	16	15	94%	174
	All program completers, 2011-12	6				161	78	74	95%	172
	All program completers, 2010-11									
	All program completers, 2009-10									
ART CONTENT KNOWLEDGE (0133) Test Company: ETS Score Range: 100-200	All enrolled students who have completed all nonclinical courses, 2011-12						1			
	Other enrolled students, 2011-12	1				159	2			
	All program completers, 2011-12	3				159	32	31	97%	176
	All program completers, 2010-11	2				159	111	110	99%	176
	All program completers, 2009-10	4				159	96	95	99%	177
ART CONTENT TRAD CRITIC AESTHETICS (0132) Test Company: ETS Score Range: 100-200	All enrolled students who have completed all nonclinical courses, 2011-12						1			
	Other enrolled students, 2011-12	1				145	2			
	All program completers, 2011-12	3				145	32	32	100%	150
	All program completers, 2010-11	2				145	110	107	97%	151
	All program completers, 2009-10	4				145	95	94	99%	152
BIOLOGY CONTENT KNOWLEDGE (0235) Test Company: ETS Score Range: 100-200	All enrolled students who have completed all nonclinical courses, 2011-12						4			
	Other enrolled students, 2011-12	6				150	31	30	97%	168
	All program completers, 2011-12	5				150	67	67	100%	171
	All program completers, 2010-11	3				150	50	49	98%	171
	All program completers, 2009-10	3				150	48	48	100%	171


Single Assessment Institution-Level Pass Rate Data: Traditional Teacher Preparation Program Within IHE

	HEOA - Title II 2011 - 2012 Academic Year
	Institution Name UNIV MARYLAND BALTIMORE COUNTY
	Institution Code 5835
	State Maryland

February 28, 2013

Assessment Information ¹	Group	Number Taking Assessment	Number Passing Assessment	Institutional Pass Rate	Institutional Average Scaled Score	Assessment Cut Score ²	Statewide			
							Number Taking Assessment	Number Passing Assessment	Statewide Pass Rate	Statewide Average Scaled Score
BUSINESS ED CONTENT KNOWLEDGE (0101) Test Company: ETS Score Range: 100-200	All enrolled students who have completed all nonclinical courses, 2011-12									
	Other enrolled students, 2011-12						3			
	All program completers, 2011-12						8			
	All program completers, 2010-11						1			
	All program completers, 2009-10									
BUSINESS ED (0100) Test Company: ETS Score Range: 250-990	All enrolled students who have completed all nonclinical courses, 2011-12									
	Other enrolled students, 2011-12						1			
	All program completers, 2011-12						2			
	All program completers, 2010-11						10	10	100%	698
	All program completers, 2009-10						17	17	100%	644
CHEMISTRY CONTENT KNOWLEDGE II (0245) Test Company: ETS Score Range: 100-200	All enrolled students who have completed all nonclinical courses, 2011-12									
	Other enrolled students, 2011-12	3				153	13	10	77%	163
	All program completers, 2011-12	6				153	16	15	94%	164
	All program completers, 2010-11	3				153	12	12	100%	171
	All program completers, 2009-10	1				153	11	10	91%	164
EARLY CHILDHOOD CONTENT KNOWLEDGE (0022) Test Company: ETS Score Range: 100-200	All enrolled students who have completed all nonclinical courses, 2011-12						28	28	100%	179
	Other enrolled students, 2011-12	2				160	72	72	100%	180
	All program completers, 2011-12	12	12	100%	179	160	311	311	100%	179
	All program completers, 2010-11	12	12	100%	180	160	310	310	100%	179
	All program completers, 2009-10	17	17	100%	181	160	319	318	100%	180


Single Assessment Institution-Level Pass Rate Data: Traditional Teacher Preparation Program Within IHE

	HEOA - Title II 2011 - 2012 Academic Year
	Institution Name UNIV MARYLAND BALTIMORE COUNTY
	Institution Code 5835
	State Maryland


February 28, 2013

Assessment Information ¹	Group	Number Taking Assessment	Number Passing Assessment	Institutional Pass Rate	Institutional Average Scaled Score	Assessment Cut Score ²	Statewide			
							Number Taking Assessment	Number Passing Assessment	Statewide Pass Rate	Statewide Average Scaled Score
EARTH AND SPACE SCIENCES - CK (0571) Test Company: ETS Score Range: 100-200	All enrolled students who have completed all nonclinical courses, 2011-12						2			
	Other enrolled students, 2011-12	2				152	5			
	All program completers, 2011-12	3				152	10	10	100%	171
	All program completers, 2010-11	2				152	15	15	100%	171
	All program completers, 2009-10						2			
ED OF EXCEPTIONAL STUDENTS: CORE CK (0353) Test Company: ETS Score Range: 100-200	All enrolled students who have completed all nonclinical courses, 2011-12						1			
	Other enrolled students, 2011-12	1				148	25	25	100%	175
	All program completers, 2011-12						27	27	100%	178
	All program completers, 2010-11						174	174	100%	177
	All program completers, 2009-10						279	279	100%	178
ELEM ED CONTENT AREA EXERCISES (0012) Test Company: ETS Score Range: 100-200	All enrolled students who have completed all nonclinical courses, 2011-12						9			
	Other enrolled students, 2011-12	5				150	33	25	76%	156
	All program completers, 2011-12	3				150	250	243	97%	159
	All program completers, 2010-11	21	21	100%	160	150	1007	1001	99%	160
	All program completers, 2009-10	22	22	100%	158	150	929	925	100%	160
ELEM ED CONTENT KNOWLEDGE (0014) Test Company: ETS Score Range: 100-200	All enrolled students who have completed all nonclinical courses, 2011-12						13	12	92%	164
	Other enrolled students, 2011-12	8				142	81	76	94%	173
	All program completers, 2011-12	6				142	476	472	99%	169
	All program completers, 2010-11	20	20	100%	172	142	1008	1006	100%	169
	All program completers, 2009-10	23	23	100%	176	142	928	928	100%	170

Single Assessment Institution-Level Pass Rate Data: Traditional Teacher Preparation Program Within IHE

		HEOA - Title II 2011 - 2012 Academic Year								
Institution Name		UNIV MARYLAND BALTIMORE COUNTY								
Institution Code		5835								
State		Maryland								
							February 28, 2013			
Assessment Information ¹	Group	Number Taking Assessment	Number Passing Assessment	Institutional Pass Rate	Institutional Average Scaled Score	Assessment Cut Score ²	Statewide			
							Number Taking Assessment	Number Passing Assessment	Statewide Pass Rate	Statewide Average Scaled Score
ELEM ED INSTR PRACTICE AND APPL (CD) (5015) Test Company: ETS Score Range: 100-200	All enrolled students who have completed all nonclinical courses, 2011-12						38	37	97%	175
	Other enrolled students, 2011-12	5				161	130	123	95%	177
	All program completers, 2011-12	14	14	100%	182	161	496	493	99%	179
	All program completers, 2010-11									
	All program completers, 2009-10						2			
ENG LANG LIT COMP CONTENT & ANALYSIS (0044) Test Company: ETS Score Range: 100-200	All enrolled students who have completed all nonclinical courses, 2011-12						4			
	Other enrolled students, 2011-12	1				166	44	42	95%	179
	All program completers, 2011-12	5				166	90	88	98%	183
	All program completers, 2010-11									
	All program completers, 2009-10									
ENG LANG LIT COMP CONTENT KNOWLEDGE (0041) Test Company: ETS Score Range: 100-200	All enrolled students who have completed all nonclinical courses, 2011-12						1			
	Other enrolled students, 2011-12	4				164	37	32	86%	180
	All program completers, 2011-12						90	90	100%	183
	All program completers, 2010-11	12	12	100%	185	164	161	159	99%	183
	All program completers, 2009-10	5				164	124	122	98%	184
ENG LANG LIT COMP PEDAGOGY (0043) Test Company: ETS Score Range: 100-200	All enrolled students who have completed all nonclinical courses, 2011-12						1			
	Other enrolled students, 2011-12	2				155	19	13	68%	156
	All program completers, 2011-12						50	50	100%	164
	All program completers, 2010-11	12	12	100%	163	155	162	161	99%	163
	All program completers, 2009-10	5				155	124	120	97%	164


Single Assessment Institution-Level Pass Rate Data: *Traditional Teacher Preparation Program Within IHE*

	HEOA - Title II 2011 - 2012 Academic Year
	Institution Name UNIV MARYLAND BALTIMORE COUNTY
	Institution Code 5835
	State Maryland

February 28, 2013

Assessment Information ¹	Group	Number Taking Assessment	Number Passing Assessment	Institutional Pass Rate	Institutional Average Scaled Score	Assessment Cut Score ²	Statewide				
							Number Taking Assessment	Number Passing Assessment	Statewide Pass Rate	Statewide Average Scaled Score	
ENGLISH TO SPEAKERS OF OTHER LANGUAGES II (0361) Test Company: ETS Score Range: 100-200	All enrolled students who have completed all nonclinical courses, 2011-12										
	Other enrolled students, 2011-12	7				149	12	12	100%	170	
	All program completers, 2011-12	8				149	35	35	100%	175	
	All program completers, 2010-11	5				149	38	38	100%	172	
	All program completers, 2009-10										
ENGLISH TO SPEAKERS OF OTHER LANGUAGES (0360) Test Company: ETS Score Range: 250-990	All enrolled students who have completed all nonclinical courses, 2011-12										
	Other enrolled students, 2011-12	11	11	100%	711	570	12	12	100%	716	
	All program completers, 2011-12										
	All program completers, 2010-11	10	10	100%	736	570	28	28	100%	710	
	All program completers, 2009-10	8				570	45	45	100%	723	
FAMILY AND CONSUMER SCIENCES II (0121) Test Company: ETS Score Range: 100-200	All enrolled students who have completed all nonclinical courses, 2011-12										
	Other enrolled students, 2011-12										
	All program completers, 2011-12						1				
	All program completers, 2010-11										
	All program completers, 2009-10						1				
FRENCH CONTENT KNOWLEDGE (0173) Test Company: ETS Score Range: 100-200	All enrolled students who have completed all nonclinical courses, 2011-12										
	Other enrolled students, 2011-12						1				
	All program completers, 2011-12										
	All program completers, 2010-11						1				
	All program completers, 2009-10						3				


Single Assessment Institution-Level Pass Rate Data: Traditional Teacher Preparation Program Within IHE

	HEOA - Title II 2011 - 2012 Academic Year
	Institution Name UNIV MARYLAND BALTIMORE COUNTY
	Institution Code 5835
	State Maryland


February 28, 2013

Assessment Information ¹	Group	Number Taking Assessment	Number Passing Assessment	Institutional Pass Rate	Institutional Average Scaled Score	Assessment Cut Score ²	Statewide				
							Number Taking Assessment	Number Passing Assessment	Statewide Pass Rate	Statewide Average Scaled Score	
FRENCH PRODUCTIVE LANGUAGE SKILLS (0171) Test Company: ETS Score Range: 100-200	All enrolled students who have completed all nonclinical courses, 2011-12										
	Other enrolled students, 2011-12						1				
	All program completers, 2011-12										
	All program completers, 2010-11						1				
	All program completers, 2009-10						3				
FRENCH WORLD LANGUAGE (CD) (5174) Test Company: ETS Score Range: 100-200	All enrolled students who have completed all nonclinical courses, 2011-12										
	Other enrolled students, 2011-12	1				162	3				
	All program completers, 2011-12						5				
	All program completers, 2010-11						2				
	All program completers, 2009-10										
GERMAN CONTENT KNOWLEDGE (0181) Test Company: ETS Score Range: 100-200	All enrolled students who have completed all nonclinical courses, 2011-12										
	Other enrolled students, 2011-12										
	All program completers, 2011-12										
	All program completers, 2010-11										
	All program completers, 2009-10						1				
GERMAN PRODUCTIVE LANGUAGE SKILLS (0182) Test Company: ETS Score Range: 100-200	All enrolled students who have completed all nonclinical courses, 2011-12										
	Other enrolled students, 2011-12										
	All program completers, 2011-12										
	All program completers, 2010-11										
	All program completers, 2009-10						1				

Single Assessment Institution-Level Pass Rate Data: Traditional Teacher Preparation Program Within IHE

		HEOA - Title II 2011 - 2012 Academic Year								
Institution Name		UNIV MARYLAND BALTIMORE COUNTY								
Institution Code		5835								
State		Maryland								
							February 28, 2013			
Assessment Information ¹	Group	Number Taking Assessment	Number Passing Assessment	Institutional Pass Rate	Institutional Average Scaled Score	Assessment Cut Score ²	Statewide			
							Number Taking Assessment	Number Passing Assessment	Statewide Pass Rate	Statewide Average Scaled Score
GERMAN WORLD LANGUAGE (CD) (5183) Test Company: ETS Score Range: 100-200	All enrolled students who have completed all nonclinical courses, 2011-12									
	Other enrolled students, 2011-12									
	All program completers, 2011-12						3			
	All program completers, 2010-11									
	All program completers, 2009-10									
HEALTH EDUCATION (0550) Test Company: ETS Score Range: 250-990	All enrolled students who have completed all nonclinical courses, 2011-12						7			
	Other enrolled students, 2011-12						2			
	All program completers, 2011-12						28	28	100%	707
	All program completers, 2010-11						27	27	100%	719
	All program completers, 2009-10						14	14	100%	736
LATIN (0600) Test Company: ETS Score Range: 250-990	All enrolled students who have completed all nonclinical courses, 2011-12									
	Other enrolled students, 2011-12									
	All program completers, 2011-12									
	All program completers, 2010-11						1			
	All program completers, 2009-10	1				610	1			
LIFE SCIENCE: PEDAGOGY (0234) Test Company: ETS Score Range: 100-200	All enrolled students who have completed all nonclinical courses, 2011-12						2			
	Other enrolled students, 2011-12	1				144	7			
	All program completers, 2011-12	2				144	15	15	100%	152
	All program completers, 2010-11	3				144	51	51	100%	154
	All program completers, 2009-10	3				144	46	46	100%	156


Single Assessment Institution-Level Pass Rate Data: *Traditional Teacher Preparation Program Within IHE*

	HEOA - Title II 2011 - 2012 Academic Year
	Institution Name UNIV MARYLAND BALTIMORE COUNTY
	Institution Code 5835
	State Maryland

February 28, 2013

Assessment Information ¹	Group	Number Taking Assessment	Number Passing Assessment	Institutional Pass Rate	Institutional Average Scaled Score	Assessment Cut Score ²	Statewide			
							Number Taking Assessment	Number Passing Assessment	Statewide Pass Rate	Statewide Average Scaled Score
MATHEMATICS CONTENT KNOWLEDGE (0061) Test Company: ETS Score Range: 100-200	All enrolled students who have completed all nonclinical courses, 2011-12						5			
	Other enrolled students, 2011-12	6				141	51	38	75%	153
	All program completers, 2011-12	6				141	87	87	100%	163
	All program completers, 2010-11	5				141	80	79	99%	162
	All program completers, 2009-10	5				141	82	80	98%	159
MATHEMATICS PEDAGOGY (0065) Test Company: ETS Score Range: 100-200	All enrolled students who have completed all nonclinical courses, 2011-12									
	Other enrolled students, 2011-12	6				145	16	11	69%	150
	All program completers, 2011-12	3				145	30	30	100%	158
	All program completers, 2010-11	5				145	76	75	99%	161
	All program completers, 2009-10	5				145	82	82	100%	163
MIDDLE SCHOOL ENGLISH LANGUAGE ARTS (0049) Test Company: ETS Score Range: 100-200	All enrolled students who have completed all nonclinical courses, 2011-12									
	Other enrolled students, 2011-12						3			
	All program completers, 2011-12						1			
	All program completers, 2010-11						3			
	All program completers, 2009-10						1			
MIDDLE SCHOOL MATHEMATICS (0069) Test Company: ETS Score Range: 100-200	All enrolled students who have completed all nonclinical courses, 2011-12									
	Other enrolled students, 2011-12						5			
	All program completers, 2011-12						4			
	All program completers, 2010-11						4			
	All program completers, 2009-10						2			


Single Assessment Institution-Level Pass Rate Data: Traditional Teacher Preparation Program Within IHE

	HEOA - Title II 2011 - 2012 Academic Year
	Institution Name UNIV MARYLAND BALTIMORE COUNTY
	Institution Code 5835
	State Maryland

February 28, 2013

Assessment Information ¹	Group	Number Taking Assessment	Number Passing Assessment	Institutional Pass Rate	Institutional Average Scaled Score	Assessment Cut Score ²	Statewide			
							Number Taking Assessment	Number Passing Assessment	Statewide Pass Rate	Statewide Average Scaled Score
MIDDLE SCHOOL SCIENCE (0439) Test Company: ETS Score Range: 100-200	All enrolled students who have completed all nonclinical courses, 2011-12									
	Other enrolled students, 2011-12	1				145	5			
	All program completers, 2011-12						5			
	All program completers, 2010-11						4			
	All program completers, 2009-10						1			
MIDDLE SCHOOL SOCIAL STUDIES (0089) Test Company: ETS Score Range: 100-200	All enrolled students who have completed all nonclinical courses, 2011-12									
	Other enrolled students, 2011-12						1			
	All program completers, 2011-12						1			
	All program completers, 2010-11						3			
	All program completers, 2009-10									
MUSIC ANALYSIS (0112) Test Company: ETS Score Range: 100-200	All enrolled students who have completed all nonclinical courses, 2011-12						1			
	Other enrolled students, 2011-12	3				147	17	17	100%	178
	All program completers, 2011-12	5				147	63	63	100%	173
	All program completers, 2010-11	6				147	71	71	100%	173
	All program completers, 2009-10	8				147	51	50	98%	172
MUSIC CONTENT KNOWLEDGE (0113) Test Company: ETS Score Range: 100-200	All enrolled students who have completed all nonclinical courses, 2011-12						1			
	Other enrolled students, 2011-12	3				154	18	18	100%	171
	All program completers, 2011-12	5				154	63	63	100%	170
	All program completers, 2010-11	6				154	72	72	100%	172
	All program completers, 2009-10	8				154	51	50	98%	171


Single Assessment Institution-Level Pass Rate Data: Traditional Teacher Preparation Program Within IHE

	HEOA - Title II 2011 - 2012 Academic Year
	Institution Name UNIV MARYLAND BALTIMORE COUNTY
	Institution Code 5835
	State Maryland

February 28, 2013

Assessment Information ¹	Group	Number Taking Assessment	Number Passing Assessment	Institutional Pass Rate	Institutional Average Scaled Score	Assessment Cut Score ²	Statewide			
							Number Taking Assessment	Number Passing Assessment	Statewide Pass Rate	Statewide Average Scaled Score
PHYSICAL ED CONTENT AND DESIGN (0095) Test Company: ETS Score Range: 100-200	All enrolled students who have completed all nonclinical courses, 2011-12						8			
	Other enrolled students, 2011-12						15	13	87%	176
	All program completers, 2011-12						75	74	99%	178
	All program completers, 2010-11						2			
	All program completers, 2009-10									
PHYSICAL ED CONTENT KNOWLEDGE (0091) Test Company: ETS Score Range: 100-200	All enrolled students who have completed all nonclinical courses, 2011-12									
	Other enrolled students, 2011-12						1			
	All program completers, 2011-12						14	14	100%	164
	All program completers, 2010-11						70	70	100%	162
	All program completers, 2009-10						73	73	100%	162
PHYSICAL ED VIDEO EVALUATION (0093) Test Company: ETS Score Range: 100-200	All enrolled students who have completed all nonclinical courses, 2011-12									
	Other enrolled students, 2011-12						2			
	All program completers, 2011-12						17	17	100%	168
	All program completers, 2010-11						93	93	100%	167
	All program completers, 2009-10						86	86	100%	168
PHYSICAL SCIENCE PEDAGOGY (0483) Test Company: ETS Score Range: 100-200	All enrolled students who have completed all nonclinical courses, 2011-12						1			
	Other enrolled students, 2011-12	1				151	5			
	All program completers, 2011-12	2				151	9			
	All program completers, 2010-11	6				151	30	29	97%	165
	All program completers, 2009-10	1				151	19	19	100%	164


Single Assessment Institution-Level Pass Rate Data: Traditional Teacher Preparation Program Within IHE

	HEOA - Title II 2011 - 2012 Academic Year
	Institution Name UNIV MARYLAND BALTIMORE COUNTY
	Institution Code 5835
	State Maryland


February 28, 2013

Assessment Information ¹	Group	Number Taking Assessment	Number Passing Assessment	Institutional Pass Rate	Institutional Average Scaled Score	Assessment Cut Score ²	Statewide			
							Number Taking Assessment	Number Passing Assessment	Statewide Pass Rate	Statewide Average Scaled Score
PHYSICS CONTENT KNOWLEDGE II (0265) Test Company: ETS Score Range: 100-200	All enrolled students who have completed all nonclinical courses, 2011-12									
	Other enrolled students, 2011-12	1				143	6			
	All program completers, 2011-12						11	11	100%	166
	All program completers, 2010-11	1				143	7			
	All program completers, 2009-10						4			
PRAXIS I MATHEMATICS (0730) Test Company: ETS Score Range: 150-190	All enrolled students who have completed all nonclinical courses, 2011-12						169	163	96%	180
	Other enrolled students, 2011-12	245	209	85%	179	177	2551	2333	91%	180
	All program completers, 2011-12	57	57	100%	181	177	1665	1657	100%	181
	All program completers, 2010-11	58	57	98%	181	177	1804	1782	99%	181
	All program completers, 2009-10	59	59	100%	182	177	1769	1754	99%	181
PRAXIS I READING (0710) Test Company: ETS Score Range: 150-190	All enrolled students who have completed all nonclinical courses, 2011-12						167	164	98%	179
	Other enrolled students, 2011-12	246	211	86%	180	177	2557	2356	92%	179
	All program completers, 2011-12	57	57	100%	181	177	1663	1655	100%	180
	All program completers, 2010-11	58	57	98%	181	177	1803	1788	99%	180
	All program completers, 2009-10	60	60	100%	181	177	1770	1755	99%	180
PRAXIS I WRITING (0720) Test Company: ETS Score Range: 150-190	All enrolled students who have completed all nonclinical courses, 2011-12						167	164	98%	176
	Other enrolled students, 2011-12	242	227	94%	177	173	2547	2436	96%	177
	All program completers, 2011-12	57	57	100%	177	173	1661	1655	100%	177
	All program completers, 2010-11	58	58	100%	178	173	1801	1793	100%	177
	All program completers, 2009-10	59	59	100%	178	173	1770	1764	100%	178


Single Assessment Institution-Level Pass Rate Data: *Traditional Teacher Preparation Program Within IHE*

		HEOA - Title II 2011 - 2012 Academic Year										
Institution Name		UNIV MARYLAND BALTIMORE COUNTY										
Institution Code		5835										
State		Maryland										
							February 28, 2013					
Assessment Information ¹		Group	Number Taking Assessment	Number Passing Assessment	Institutional Pass Rate	Institutional Average Scaled Score	Assessment Cut Score ²	Statewide				
								Number Taking Assessment	Number Passing Assessment	Statewide Pass Rate	Statewide Average Scaled Score	
PRINC LEARNING AND TEACHING 5-9 II (0623) Test Company: ETS Score Range: 100-200		All enrolled students who have completed all nonclinical courses, 2011-12										
		Other enrolled students, 2011-12										
		All program completers, 2011-12							1			
		All program completers, 2010-11										
		All program completers, 2009-10										
PRINC LEARNING AND TEACHING 7-12 II (0624) Test Company: ETS Score Range: 100-200		All enrolled students who have completed all nonclinical courses, 2011-12						13	13	100%	179	
		Other enrolled students, 2011-12	3				157	77	73	95%	178	
		All program completers, 2011-12	26	26	100%	179	157	382	381	100%	178	
		All program completers, 2010-11						5				
		All program completers, 2009-10						1				
PRINC LEARNING AND TEACHING 7-12 (0524) Test Company: ETS Score Range: 100-200		All enrolled students who have completed all nonclinical courses, 2011-12										
		Other enrolled students, 2011-12	1				162	3				
		All program completers, 2011-12						6				
		All program completers, 2010-11						12	12	100%	174	
		All program completers, 2009-10						19	19	100%	172	
PRINC LEARNING AND TEACHING EARLY CHILD II (0621) Test Company: ETS Score Range: 100-200		All enrolled students who have completed all nonclinical courses, 2011-12						1				
		Other enrolled students, 2011-12	1				157	58	53	91%	172	
		All program completers, 2011-12	6				157	183	179	98%	170	
		All program completers, 2010-11						3				
		All program completers, 2009-10										

Single Assessment Institution-Level Pass Rate Data: Traditional Teacher Preparation Program Within IHE

		HEOA - Title II 2011 - 2012 Academic Year								
Institution Name		UNIV MARYLAND BALTIMORE COUNTY								
Institution Code		5835								
State		Maryland								
							<i>February 28, 2013</i>			
Assessment Information ¹	Group	Number Taking Assessment	Number Passing Assessment	Institutional Pass Rate	Institutional Average Scaled Score	Assessment Cut Score ²	Statewide			
							Number Taking Assessment	Number Passing Assessment	Statewide Pass Rate	Statewide Average Scaled Score
PRINC LEARNING AND TEACHING EARLY CHILD (0521) Test Company: ETS Score Range: 100-200	All enrolled students who have completed all nonclinical courses, 2011-12									
	Other enrolled students, 2011-12	1				169	6			
	All program completers, 2011-12	6				169	67	67	100%	188
	All program completers, 2010-11	12	12	100%	184	169	253	249	98%	185
	All program completers, 2009-10	17	17	100%	186	169	260	259	100%	187
PRINC LEARNING AND TEACHING K-6 II (0622) Test Company: ETS Score Range: 100-200	All enrolled students who have completed all nonclinical courses, 2011-12						36	35	97%	172
	Other enrolled students, 2011-12	5				160	143	141	99%	178
	All program completers, 2011-12	17	17	100%	181	160	733	732	100%	178
	All program completers, 2010-11						7			
	All program completers, 2009-10						2			
SE APPLIC OF CORE PRINCIPLES ACROSS (0352) Test Company: ETS Score Range: 100-200	All enrolled students who have completed all nonclinical courses, 2011-12						1			
	Other enrolled students, 2011-12	1				147	19	18	95%	150
	All program completers, 2011-12						26	26	100%	157
	All program completers, 2010-11						181	181	100%	155
	All program completers, 2009-10						307	303	99%	154
SE CORE KNOWLEDGE & APPLICATIONS (0354) Test Company: ETS Score Range: 100-200	All enrolled students who have completed all nonclinical courses, 2011-12						4			
	Other enrolled students, 2011-12						142	142	100%	176
	All program completers, 2011-12						315	315	100%	177
	All program completers, 2010-11						231	231	100%	176
	All program completers, 2009-10						10	10	100%	173


Single Assessment Institution-Level Pass Rate Data: Traditional Teacher Preparation Program Within IHE

	HEOA - Title II 2011 - 2012 Academic Year
	Institution Name UNIV MARYLAND BALTIMORE COUNTY
	Institution Code 5835
	State Maryland

February 28, 2013

Assessment Information ¹	Group	Number Taking Assessment	Number Passing Assessment	Institutional Pass Rate	Institutional Average Scaled Score	Assessment Cut Score ²	Statewide				
							Number Taking Assessment	Number Passing Assessment	Statewide Pass Rate	Statewide Average Scaled Score	
SE KNOWLEDGE-BASED CORE PRINCIPLES (0351) Test Company: ETS Score Range: 100-200	All enrolled students who have completed all nonclinical courses, 2011-12										
	Other enrolled students, 2011-12										
	All program completers, 2011-12										
	All program completers, 2010-11										
	All program completers, 2009-10							31	30	97%	162
SOCIAL STUDIES CONTENT KNOWLEDGE (0081) Test Company: ETS Score Range: 100-200	All enrolled students who have completed all nonclinical courses, 2011-12						7				
	Other enrolled students, 2011-12	10	7	70%	163	154	46	39	85%	167	
	All program completers, 2011-12	4				154	88	86	98%	172	
	All program completers, 2010-11	9				154	168	166	99%	171	
	All program completers, 2009-10	10	10	100%	171	154	177	176	99%	170	
SOCIAL STUDIES PEDAGOGY (0084) Test Company: ETS Score Range: 100-200	All enrolled students who have completed all nonclinical courses, 2011-12						4				
	Other enrolled students, 2011-12	6				164	22	15	68%	169	
	All program completers, 2011-12	2				164	46	45	98%	181	
	All program completers, 2010-11	9				164	167	165	99%	181	
	All program completers, 2009-10	10	10	100%	180	164	180	180	100%	180	
SOCIAL STUDIES: CONTENT & INTERPRET (0086) Test Company: ETS Score Range: 100-200	All enrolled students who have completed all nonclinical courses, 2011-12						4				
	Other enrolled students, 2011-12	6				153	36	27	75%	162	
	All program completers, 2011-12	5				153	68	65	96%	166	
	All program completers, 2010-11										
	All program completers, 2009-10										


Single Assessment Institution-Level Pass Rate Data: Traditional Teacher Preparation Program Within IHE

	HEOA - Title II 2011 - 2012 Academic Year
	Institution Name UNIV MARYLAND BALTIMORE COUNTY
	Institution Code 5835
	State Maryland


February 28, 2013

Assessment Information ¹	Group	Number Taking Assessment	Number Passing Assessment	Institutional Pass Rate	Institutional Average Scaled Score	Assessment Cut Score ²	Statewide				
							Number Taking Assessment	Number Passing Assessment	Statewide Pass Rate	Statewide Average Scaled Score	
SPANISH CONTENT KNOWLEDGE (0191) Test Company: ETS Score Range: 100-200	All enrolled students who have completed all nonclinical courses, 2011-12										
	Other enrolled students, 2011-12	4				162	8				
	All program completers, 2011-12						1				
	All program completers, 2010-11						6				
	All program completers, 2009-10						16	16	100%	180	
SPANISH PRODUCTIVE LANGUAGE SKILLS (0192) Test Company: ETS Score Range: 100-200	All enrolled students who have completed all nonclinical courses, 2011-12										
	Other enrolled students, 2011-12	3				168	6				
	All program completers, 2011-12						1				
	All program completers, 2010-11						6				
	All program completers, 2009-10						16	16	100%	174	
SPANISH WORLD LANGUAGE (CD) (5195) Test Company: ETS Score Range: 100-200	All enrolled students who have completed all nonclinical courses, 2011-12						1				
	Other enrolled students, 2011-12	2				168	5				
	All program completers, 2011-12						21	19	90%	182	
	All program completers, 2010-11						13	9	69%	175	
	All program completers, 2009-10										
TECHNOLOGY EDUCATION II (0051) Test Company: ETS Score Range: 100-200	All enrolled students who have completed all nonclinical courses, 2011-12						1				
	Other enrolled students, 2011-12						1				
	All program completers, 2011-12										
	All program completers, 2010-11										
	All program completers, 2009-10										

Single Assessment Institution-Level Pass Rate Data: Traditional Teacher Preparation Program Within IHE

		HEOA - Title II 2011 - 2012 Academic Year								
Institution Name		UNIV MARYLAND BALTIMORE COUNTY								
Institution Code		5835								
State		Maryland								
							February 28, 2013			
Assessment Information ¹	Group	Number Taking Assessment	Number Passing Assessment	Institutional Pass Rate	Institutional Average Scaled Score	Assessment Cut Score ²	Statewide			
							Number Taking Assessment	Number Passing Assessment	Statewide Pass Rate	Statewide Average Scaled Score
TECHNOLOGY EDUCATION (0050) Test Company: ETS Score Range: 250-990	All enrolled students who have completed all nonclinical courses, 2011-12									
	Other enrolled students, 2011-12	1				580	3			
	All program completers, 2011-12									
	All program completers, 2010-11						1			
	All program completers, 2009-10						2			
THEATRE (0640) Test Company: ETS Score Range: 250-990	All enrolled students who have completed all nonclinical courses, 2011-12						2			
	Other enrolled students, 2011-12									
	All program completers, 2011-12	1				560	1			
	All program completers, 2010-11	2				560	5			
	All program completers, 2009-10	1				560	4			
WORLD LANGUAGE PEDAGOGY (0841) Test Company: ETS Score Range: 100-200	All enrolled students who have completed all nonclinical courses, 2011-12						1			
	Other enrolled students, 2011-12	1				158	4			
	All program completers, 2011-12						13	13	100%	185
	All program completers, 2010-11						9			
	All program completers, 2009-10									
OPI FRENCH (ACT1006) Test Company: ACTFL* Score Range: 1-10	All enrolled students who have completed all nonclinical courses, 2011-12									
	Other enrolled students, 2011-12	1				6	1			
	All program completers, 2011-12									
	All program completers, 2010-11						2			
	All program completers, 2009-10						2			


Single Assessment Institution-Level Pass Rate Data: Traditional Teacher Preparation Program Within IHE

	HEOA - Title II 2011 - 2012 Academic Year
	Institution Name UNIV MARYLAND BALTIMORE COUNTY
	Institution Code 5835
	State Maryland

February 28, 2013

Assessment Information ¹	Group	Number Taking Assessment	Number Passing Assessment	Institutional Pass Rate	Institutional Average Scaled Score	Assessment Cut Score ²	Statewide			
							Number Taking Assessment	Number Passing Assessment	Statewide Pass Rate	Statewide Average Scaled Score
OPI GERMAN (ACT1007) Test Company: ACTFL* Score Range: 1-10	All enrolled students who have completed all nonclinical courses, 2011-12									
	Other enrolled students, 2011-12						1			
	All program completers, 2011-12	1				6	3			
	All program completers, 2010-11									
	All program completers, 2009-10									
OPI MANDARIN (ACT1013) Test Company: ACTFL* Score Range: 1-10	All enrolled students who have completed all nonclinical courses, 2011-12									
	Other enrolled students, 2011-12						8			
	All program completers, 2011-12						2			
	All program completers, 2010-11						2			
	All program completers, 2009-10									
OPI SPANISH (ACT1018) Test Company: ACTFL* Score Range: 1-10	All enrolled students who have completed all nonclinical courses, 2011-12									
	Other enrolled students, 2011-12	3				6	6			
	All program completers, 2011-12	2				6	11	11	100%	8
	All program completers, 2010-11	1				6	12	12	100%	8
	All program completers, 2009-10						7			
OPIC SPANISH (ACT3002) Test Company: ACTFL* Score Range: 1-10	All enrolled students who have completed all nonclinical courses, 2011-12									
	Other enrolled students, 2011-12						1			
	All program completers, 2011-12						1			
	All program completers, 2010-11									
	All program completers, 2009-10									

Single Assessment Institution-Level Pass Rate Data: Traditional Teacher Preparation Program Within IHE

	HEOA - Title II 2011 - 2012 Academic Year
	Institution Name UNIV MARYLAND BALTIMORE COUNTY
	Institution Code 5835
	State Maryland

February 28, 2013

Assessment Information ¹	Group	Number Taking Assessment	Number Passing Assessment	Institutional Pass Rate	Institutional Average Scaled Score	Assessment Cut Score ²	Statewide				
							Number Taking Assessment	Number Passing Assessment	Statewide Pass Rate	Statewide Average Scaled Score	
WPT CHINESE (ACT2002) Test Company: ACTFL* Score Range: 1-10	All enrolled students who have completed all nonclinical courses, 2011-12										
	Other enrolled students, 2011-12						10	10	100%	10	
	All program completers, 2011-12						3				
	All program completers, 2010-11						2				
	All program completers, 2009-10										
WPT FRENCH (ACT2005) Test Company: ACTFL* Score Range: 1-10	All enrolled students who have completed all nonclinical courses, 2011-12										
	Other enrolled students, 2011-12						1				
	All program completers, 2011-12						1				
	All program completers, 2010-11						2				
	All program completers, 2009-10										
WPT GERMAN (ACT2006) Test Company: ACTFL* Score Range: 1-10	All enrolled students who have completed all nonclinical courses, 2011-12										
	Other enrolled students, 2011-12										
	All program completers, 2011-12	1				6	3				
	All program completers, 2010-11										
	All program completers, 2009-10										
WPT SPANISH (ACT2015) Test Company: ACTFL* Score Range: 1-10	All enrolled students who have completed all nonclinical courses, 2011-12										
	Other enrolled students, 2011-12	2				6	5				
	All program completers, 2011-12	3				6	12	12	100%	7	
	All program completers, 2010-11	1				6	6				
	All program completers, 2009-10						5				

¹Tests with multiple delivery options (computer, paper, etc.) will be noted with the assessment code for the paper format only.

²Cut scores may vary for groups depending upon when the cut scores are established by the state and when each group completed their teacher certification or licensure assessment.

*Questions regarding tests listed by this testing company must be addressed to your state Title II Coordinator.