


**Summary Institution-Level Pass Rate Data: Traditional Teacher Preparation Program Within IHE**


		<b>HEOA - Title II 2018 - 2019 Academic Year</b>				
<b>Institution Name</b>		UNIV MARYLAND BALTIMORE COUNTY				
<b>Institution Code</b>		5835				
<b>State</b>		Maryland				
<i>February 3, 2020</i>						
				<b>Statewide</b>		
<b>Group</b>	<b>Number Taking Assessment<sup>1</sup></b>	<b>Number Passing Assessment<sup>2</sup></b>	<b>Institutional Pass Rate</b>	<b>Number Taking Assessment<sup>1</sup></b>	<b>Number Passing Assessment<sup>2</sup></b>	<b>Statewide Pass Rate</b>
All program completers, 2018-19	64	64	100%	1596	1545	97%
All program completers, 2017-18	70	68	97%	1694	1666	98%
All program completers, 2016-17	73	72	99%	1886	1857	98%

Note: In cases where there are less than ten students taking the assessment or license/certificate, the number passing and pass rate are not reported.

<sup>1</sup> Number of completers taking one or more assessments within their area of specialization.

<sup>2</sup> Summary level "Number Taking Assessment" may differ from assessment level "Number Taking Assessment" because each student is counted once at the summary level but may be counted in multiple assessments at the assessment level.


**Single Assessment Institution-Level Pass Rate Data: Traditional Teacher Preparation Program Within IHE**

	<b>HEOA - Title II 2018 - 2019 Academic Year</b>
	<b>Institution Name</b> UNIV MARYLAND BALTIMORE COUNTY
	<b>Institution Code</b> 5835
	<b>State</b> Maryland


February 3, 2020

Assessment Information <sup>1</sup>	Group	Number Taking Assessment	Number Passing Assessment	Institutional Pass Rate	Institutional Average Scaled Score	Assessment Cut Score <sup>2</sup>	Statewide			
							Number Taking Assessment	Number Passing Assessment	Statewide Pass Rate	Statewide Average Scaled Score
<b>AGRICULTURE (5701)</b>  Test Company: ETS Score Range: 100-200	All enrolled students who have completed all nonclinical courses, 2018-19									
	Other enrolled students, 2018-19						1			
	All program completers, 2018-19									
	All program completers, 2017-18						1			
	All program completers, 2016-17									
<b>ART CONTENT AND ANALYSIS (5135)</b>  Test Company: ETS Score Range: 100-200	All enrolled students who have completed all nonclinical courses, 2018-19						2			
	Other enrolled students, 2018-19	2				161	18	13	72%	167
	All program completers, 2018-19	3				161	58	55	95%	171
	All program completers, 2017-18	6				161	66	64	97%	175
	All program completers, 2016-17	1				161	81	79	98%	173
<b>BIOLOGY CONTENT KNOWLEDGE (0235)</b>  Test Company: ETS Score Range: 100-200	All enrolled students who have completed all nonclinical courses, 2018-19						5			
	Other enrolled students, 2018-19	3				150	19	18	95%	171
	All program completers, 2018-19	1				150	45	45	100%	169
	All program completers, 2017-18	8				150	37	37	100%	172
	All program completers, 2016-17	4				150	37	37	100%	171
<b>BUSINESS ED CONTENT KNOWLEDGE (5101)</b>  Test Company: ETS Score Range: 100-200	All enrolled students who have completed all nonclinical courses, 2018-19						1			
	Other enrolled students, 2018-19									
	All program completers, 2018-19						5			
	All program completers, 2017-18						4			
	All program completers, 2016-17						7			

**Single Assessment Institution-Level Pass Rate Data: Traditional Teacher Preparation Program Within IHE**

		<b>HEOA - Title II 2018 - 2019 Academic Year</b>								
<b>Institution Name</b>		UNIV MARYLAND BALTIMORE COUNTY								
<b>Institution Code</b>		5835								
<b>State</b>		Maryland								
							February 3, 2020			
Assessment Information <sup>1</sup>	Group	Number Taking Assessment	Number Passing Assessment	Institutional Pass Rate	Institutional Average Scaled Score	Assessment Cut Score <sup>2</sup>	Statewide			
							Number Taking Assessment	Number Passing Assessment	Statewide Pass Rate	Statewide Average Scaled Score
<b>CHEMISTRY CONTENT KNOWLEDGE (0245)</b>  Test Company: ETS Score Range: 100-200	All enrolled students who have completed all nonclinical courses, 2018-19									
	Other enrolled students, 2018-19	1				153	4			
	All program completers, 2018-19						6			
	All program completers, 2017-18	1				153	11	11	100%	174
	All program completers, 2016-17	3				153	18	18	100%	172
<b>CHINESE (MANDARIN) WORLD LANGUAGE (5665)</b>  Test Company: ETS Score Range: 100-200	All enrolled students who have completed all nonclinical courses, 2018-19									
	Other enrolled students, 2018-19						2			
	All program completers, 2018-19						5			
	All program completers, 2017-18						10	10	100%	196
	All program completers, 2016-17						7			
<b>COMPUTER SCIENCE - NEW (5652)</b>  Test Company: ETS Score Range: 100-200	All enrolled students who have completed all nonclinical courses, 2018-19									
	Other enrolled students, 2018-19									
	All program completers, 2018-19						1			
	All program completers, 2017-18									
	All program completers, 2016-17									
<b>COMPUTER SCIENCE (5651)</b>  Test Company: ETS Score Range: 100-200	All enrolled students who have completed all nonclinical courses, 2018-19									
	Other enrolled students, 2018-19									
	All program completers, 2018-19						3			
	All program completers, 2017-18						3			
	All program completers, 2016-17									


**Single Assessment Institution-Level Pass Rate Data: Traditional Teacher Preparation Program Within IHE**

	<b>HEOA - Title II 2018 - 2019 Academic Year</b>
	<b>Institution Name</b> UNIV MARYLAND BALTIMORE COUNTY
	<b>Institution Code</b> 5835
	<b>State</b> Maryland


February 3, 2020

Assessment Information <sup>1</sup>	Group	Number Taking Assessment	Number Passing Assessment	Institutional Pass Rate	Institutional Average Scaled Score	Assessment Cut Score <sup>2</sup>	Statewide			
							Number Taking Assessment	Number Passing Assessment	Statewide Pass Rate	Statewide Average Scaled Score
<b>CORE ACADEMIC SKILLS FOR ED: MATH (5732)</b>  Test Company: ETS Score Range: 100-200	All enrolled students who have completed all nonclinical courses, 2018-19						101	85	84%	159
	Other enrolled students, 2018-19	91	75	82%	164	150	1265	1137	90%	162
	All program completers, 2018-19	40	40	100%	168	150	934	924	99%	166
	All program completers, 2017-18	34	32	94%	175	150	963	956	99%	166
	All program completers, 2016-17	21	21	100%	177	150	796	787	99%	166
<b>CORE ACADEMIC SKILLS FOR ED: READING (5712)</b>  Test Company: ETS Score Range: 100-200	All enrolled students who have completed all nonclinical courses, 2018-19						101	98	97%	176
	Other enrolled students, 2018-19	93	89	96%	180	156	1261	1234	98%	177
	All program completers, 2018-19	39	39	100%	184	156	931	930	100%	178
	All program completers, 2017-18	35	35	100%	187	156	965	965	100%	179
	All program completers, 2016-17	21	21	100%	186	156	793	791	100%	180
<b>CORE ACADEMIC SKILLS FOR ED: WRITING (5722)</b>  Test Company: ETS Score Range: 100-200	All enrolled students who have completed all nonclinical courses, 2018-19						102	91	89%	167
	Other enrolled students, 2018-19	93	83	89%	169	162	1259	1170	93%	168
	All program completers, 2018-19	39	39	100%	174	162	925	922	100%	170
	All program completers, 2017-18	34	34	100%	177	162	957	953	100%	171
	All program completers, 2016-17	20	19	95%	175	162	773	767	99%	171
<b>EARLY CHILDHOOD CONTENT KNOWLEDGE (5022)</b>  Test Company: ETS Score Range: 100-200	All enrolled students who have completed all nonclinical courses, 2018-19									
	Other enrolled students, 2018-19									
	All program completers, 2018-19									
	All program completers, 2017-18									
	All program completers, 2016-17	1				160	3			

**Single Assessment Institution-Level Pass Rate Data: Traditional Teacher Preparation Program Within IHE**

		<b>HEOA - Title II 2018 - 2019 Academic Year</b>								
Institution Name		UNIV MARYLAND BALTIMORE COUNTY								
Institution Code		5835								
State		Maryland								
							February 3, 2020			
							Statewide			
Assessment Information <sup>1</sup>	Group	Number Taking Assessment	Number Passing Assessment	Institutional Pass Rate	Institutional Average Scaled Score	Assessment Cut Score <sup>2</sup>	Number Taking Assessment	Number Passing Assessment	Statewide Pass Rate	Statewide Average Scaled Score
<b>EARLY CHILDHOOD EDUCATION (5025)</b>  Test Company: ETS Score Range: 100-200	All enrolled students who have completed all nonclinical courses, 2018-19						18	18	100%	178
	Other enrolled students, 2018-19	8				156	77	75	97%	174
	All program completers, 2018-19	9				156	287	287	100%	177
	All program completers, 2017-18	6				156	306	306	100%	178
	All program completers, 2016-17	17	17	100%	183	156	323	323	100%	177
<b>EARTH AND SPACE SCIENCES - CK (5571)</b>  Test Company: ETS Score Range: 100-200	All enrolled students who have completed all nonclinical courses, 2018-19						1			
	Other enrolled students, 2018-19	1				152	2			
	All program completers, 2018-19						5			
	All program completers, 2017-18						8			
	All program completers, 2016-17	1				152	8			
<b>ELEM ED: INSTRUCTIONAL PRACTICE AND APPLICATIONS (5019)</b>  Test Company: ETS Score Range: 100-200	All enrolled students who have completed all nonclinical courses, 2018-19						1			
	Other enrolled students, 2018-19	5				155	27	22	81%	166
	All program completers, 2018-19						83	81	98%	171
	All program completers, 2017-18	9				155	663	653	98%	173
	All program completers, 2016-17	17	17	100%	174	155	745	743	100%	174
<b>ELEMENTARY EDUCATION: MATHEMATICS CKT (7803)</b>  Test Company: ETS Score Range: 100-200	All enrolled students who have completed all nonclinical courses, 2018-19						21	20	95%	169
	Other enrolled students, 2018-19	3				150	139	127	91%	167
	All program completers, 2018-19	10	10	100%	178	150	541	533	99%	168
	All program completers, 2017-18						14	13	93%	164
	All program completers, 2016-17									

**Single Assessment Institution-Level Pass Rate Data: Traditional Teacher Preparation Program Within IHE**


	<b>HEOA - Title II 2018 - 2019 Academic Year</b>
	<b>Institution Name</b>
	<b>Institution Code</b>
	<b>State</b>

UNIV MARYLAND BALTIMORE COUNTY  
5835  
Maryland


February 3, 2020

Assessment Information <sup>1</sup>	Group	Number Taking Assessment	Number Passing Assessment	Institutional Pass Rate	Institutional Average Scaled Score	Assessment Cut Score <sup>2</sup>	Statewide			
							Number Taking Assessment	Number Passing Assessment	Statewide Pass Rate	Statewide Average Scaled Score
<b>ELEMENTARY EDUCATION: READING AND LANG ARTS CKT (7802)</b>  Test Company: ETS Score Range: 100-200	All enrolled students who have completed all nonclinical courses, 2018-19						24	21	88%	169
	Other enrolled students, 2018-19	3				161	120	105	88%	172
	All program completers, 2018-19	10	10	100%	179	161	541	529	98%	174
	All program completers, 2017-18						14	13	93%	174
	All program completers, 2016-17									
<b>ELEMENTARY EDUCATION: SCIENCE CKT (7804)</b>  Test Company: ETS Score Range: 100-200	All enrolled students who have completed all nonclinical courses, 2018-19						23	23	100%	173
	Other enrolled students, 2018-19	3				154	145	140	97%	178
	All program completers, 2018-19	10	10	100%	181	154	539	536	99%	179
	All program completers, 2017-18						14	13	93%	175
	All program completers, 2016-17									
<b>ELEMENTARY EDUCATION: SOCIAL STUDIES (7805)</b>  Test Company: ETS Score Range: 100-200	All enrolled students who have completed all nonclinical courses, 2018-19						21	15	71%	164
	Other enrolled students, 2018-19	3				155	135	103	76%	165
	All program completers, 2018-19	10	10	100%	173	155	544	512	94%	167
	All program completers, 2017-18						14	11	79%	160
	All program completers, 2016-17									
<b>ENGLISH LANGUAGE ARTS: CONTENT AND ANALYSIS (5039)</b>  Test Company: ETS Score Range: 100-200	All enrolled students who have completed all nonclinical courses, 2018-19						15	13	87%	178
	Other enrolled students, 2018-19	2				168	42	41	98%	177
	All program completers, 2018-19	7				168	93	93	100%	180
	All program completers, 2017-18	4				168	109	109	100%	180
	All program completers, 2016-17	5				168	106	106	100%	179

**Single Assessment Institution-Level Pass Rate Data: Traditional Teacher Preparation Program Within IHE**


		<b>HEOA - Title II 2018 - 2019 Academic Year</b>								
<b>Institution Name</b>		UNIV MARYLAND BALTIMORE COUNTY								
<b>Institution Code</b>		5835								
<b>State</b>		Maryland								
							February 3, 2020			
Assessment Information <sup>1</sup>	Group	Number Taking Assessment	Number Passing Assessment	Institutional Pass Rate	Institutional Average Scaled Score	Assessment Cut Score <sup>2</sup>	Statewide			
							Number Taking Assessment	Number Passing Assessment	Statewide Pass Rate	Statewide Average Scaled Score
<b>ENGLISH TO SPEAKERS OF OTHER LANGUAGES (DISC) (5361)</b>  Test Company: ETS Score Range: 100-200	All enrolled students who have completed all nonclinical courses, 2018-19									
	Other enrolled students, 2018-19	6				149	7			
	All program completers, 2018-19	7				149	9			
	All program completers, 2017-18	12	12	100%	167	149	22	22	100%	169
	All program completers, 2016-17	11	11	100%	176	149	29	29	100%	175
<b>ENGLISH TO SPEAKERS OF OTHER LANGUAGES (5362)</b>  Test Company: ETS Score Range: 100-200	All enrolled students who have completed all nonclinical courses, 2018-19						1			
	Other enrolled students, 2018-19	4				155	6			
	All program completers, 2018-19	12	12	100%	191	155	33	33	100%	187
	All program completers, 2017-18	3				155	18	18	100%	186
	All program completers, 2016-17						1			
<b>FRENCH WORLD LANGUAGE (5174)</b>  Test Company: ETS Score Range: 100-200	All enrolled students who have completed all nonclinical courses, 2018-19									
	Other enrolled students, 2018-19						3			
	All program completers, 2018-19						2			
	All program completers, 2017-18						3			
	All program completers, 2016-17						2			
<b>GERMAN WORLD LANGUAGE (5183)</b>  Test Company: ETS Score Range: 100-200	All enrolled students who have completed all nonclinical courses, 2018-19									
	Other enrolled students, 2018-19						1			
	All program completers, 2018-19						1			
	All program completers, 2017-18						1			
	All program completers, 2016-17						1			

**Single Assessment Institution-Level Pass Rate Data: Traditional Teacher Preparation Program Within IHE**

		<b>HEOA - Title II 2018 - 2019 Academic Year</b>								
<b>Institution Name</b>		UNIV MARYLAND BALTIMORE COUNTY								
<b>Institution Code</b>		5835								
<b>State</b>		Maryland								
							February 3, 2020			
Assessment Information <sup>1</sup>	Group	Number Taking Assessment	Number Passing Assessment	Institutional Pass Rate	Institutional Average Scaled Score	Assessment Cut Score <sup>2</sup>	Statewide			
							Number Taking Assessment	Number Passing Assessment	Statewide Pass Rate	Statewide Average Scaled Score
<b>HEALTH EDUCATION (5551)</b>  Test Company: ETS Score Range: 100-200	All enrolled students who have completed all nonclinical courses, 2018-19									
	Other enrolled students, 2018-19	1				155	4			
	All program completers, 2018-19						20	19	95%	167
	All program completers, 2017-18						13	12	92%	164
	All program completers, 2016-17						13	13	100%	169
<b>LATIN (5601)</b>  Test Company: ETS Score Range: 100-200	All enrolled students who have completed all nonclinical courses, 2018-19									
	Other enrolled students, 2018-19									
	All program completers, 2018-19									
	All program completers, 2017-18	1				152	1			
	All program completers, 2016-17									
<b>MATHEMATICS CONTENT KNOWLEDGE (5161)</b>  Test Company: ETS Score Range: 100-200	All enrolled students who have completed all nonclinical courses, 2018-19						10	3	30%	156
	Other enrolled students, 2018-19	7				160	30	18	60%	164
	All program completers, 2018-19	2				160	56	52	93%	171
	All program completers, 2017-18	4				160	45	43	96%	173
	All program completers, 2016-17	3				160	74	72	97%	171
<b>MIDDLE SCHOOL ENG LANG ARTS (5047)</b>  Test Company: ETS Score Range: 100-200	All enrolled students who have completed all nonclinical courses, 2018-19									
	Other enrolled students, 2018-19	1				164	6			
	All program completers, 2018-19						12	5	42%	162
	All program completers, 2017-18						8			
	All program completers, 2016-17						13	12	92%	169




**Single Assessment Institution-Level Pass Rate Data: Traditional Teacher Preparation Program Within IHE**

	<b>HEOA - Title II 2018 - 2019 Academic Year</b>
	<b>Institution Name</b> UNIV MARYLAND BALTIMORE COUNTY
	<b>Institution Code</b> 5835
	<b>State</b> Maryland

February 3, 2020

Assessment Information <sup>1</sup>	Group	Number Taking Assessment	Number Passing Assessment	Institutional Pass Rate	Institutional Average Scaled Score	Assessment Cut Score <sup>2</sup>	Statewide				
							Number Taking Assessment	Number Passing Assessment	Statewide Pass Rate	Statewide Average Scaled Score	
<b>MIDDLE SCHOOL MATHEMATICS (5169)</b>  Test Company: ETS Score Range: 100-200	All enrolled students who have completed all nonclinical courses, 2018-19										
	Other enrolled students, 2018-19	1				165	14	14	100%	181	
	All program completers, 2018-19						17	15	88%	177	
	All program completers, 2017-18						33	33	100%	179	
	All program completers, 2016-17						30	30	100%	182	
<b>MIDDLE SCHOOL SCIENCE (5440)</b>  Test Company: ETS Score Range: 100-200	All enrolled students who have completed all nonclinical courses, 2018-19										
	Other enrolled students, 2018-19	1				150	13	12	92%	159	
	All program completers, 2018-19						17	17	100%	169	
	All program completers, 2017-18						35	35	100%	165	
	All program completers, 2016-17						34	33	97%	166	
<b>MIDDLE SCHOOL SOCIAL STUDIES (5089)</b>  Test Company: ETS Score Range: 100-200	All enrolled students who have completed all nonclinical courses, 2018-19										
	Other enrolled students, 2018-19	1				154	4				
	All program completers, 2018-19						8				
	All program completers, 2017-18						7				
	All program completers, 2016-17						12	11	92%	164	
<b>MUSIC CONTENT &amp; INSTRUCTION (5114)</b>  Test Company: ETS Score Range: 100-200	All enrolled students who have completed all nonclinical courses, 2018-19						1				
	Other enrolled students, 2018-19	3				162	12	8	67%	166	
	All program completers, 2018-19	4				162	39	37	95%	171	
	All program completers, 2017-18	6				162	54	50	93%	170	
	All program completers, 2016-17	4				162	47	46	98%	172	


**Single Assessment Institution-Level Pass Rate Data: Traditional Teacher Preparation Program Within IHE**

	<b>HEOA - Title II 2018 - 2019 Academic Year</b>
	<b>Institution Name</b> UNIV MARYLAND BALTIMORE COUNTY
	<b>Institution Code</b> 5835
	<b>State</b> Maryland


February 3, 2020

Assessment Information <sup>1</sup>	Group	Number Taking Assessment	Number Passing Assessment	Institutional Pass Rate	Institutional Average Scaled Score	Assessment Cut Score <sup>2</sup>	Statewide			
							Number Taking Assessment	Number Passing Assessment	Statewide Pass Rate	Statewide Average Scaled Score
<b>PHYSICAL ED CONTENT AND DESIGN (5095)</b>  Test Company: ETS Score Range: 100-200	All enrolled students who have completed all nonclinical courses, 2018-19									
	Other enrolled students, 2018-19						14	11	79%	174
	All program completers, 2018-19						51	48	94%	174
	All program completers, 2017-18						61	60	98%	176
	All program completers, 2016-17						69	69	100%	176
<b>PHYSICS CONTENT KNOWLEDGE (5265)</b>  Test Company: ETS Score Range: 100-200	All enrolled students who have completed all nonclinical courses, 2018-19						1			
	Other enrolled students, 2018-19									
	All program completers, 2018-19						3			
	All program completers, 2017-18						1			
	All program completers, 2016-17						4			
<b>PRAXIS I MATHEMATICS (DISCONTINUED) (0730)</b>  Test Company: ETS Score Range: 150-190	All enrolled students who have completed all nonclinical courses, 2018-19									
	Other enrolled students, 2018-19									
	All program completers, 2018-19									
	All program completers, 2017-18	4				177	68	68	100%	180
	All program completers, 2016-17	22	22	100%	181	177	376	373	99%	180
<b>PRAXIS I READING (DISCONTINUED) (0710)</b>  Test Company: ETS Score Range: 150-190	All enrolled students who have completed all nonclinical courses, 2018-19									
	Other enrolled students, 2018-19									
	All program completers, 2018-19									
	All program completers, 2017-18	4				177	62	62	100%	180
	All program completers, 2016-17	21	21	100%	181	177	368	362	98%	180


**Single Assessment Institution-Level Pass Rate Data: Traditional Teacher Preparation Program Within IHE**

		<b>HEOA - Title II 2018 - 2019 Academic Year</b>								
Institution Name		UNIV MARYLAND BALTIMORE COUNTY								
Institution Code		5835								
State		Maryland								
							February 3, 2020			
Assessment Information <sup>1</sup>	Group	Number Taking Assessment	Number Passing Assessment	Institutional Pass Rate	Institutional Average Scaled Score	Assessment Cut Score <sup>2</sup>	Statewide			
							Number Taking Assessment	Number Passing Assessment	Statewide Pass Rate	Statewide Average Scaled Score
<b>PRAXIS I WRITING (DISCONTINUED) (0720)</b>  Test Company: ETS Score Range: 150-190	All enrolled students who have completed all nonclinical courses, 2018-19									
	Other enrolled students, 2018-19									
	All program completers, 2018-19									
	All program completers, 2017-18	5				173	74	73	99%	176
	All program completers, 2016-17	22	22	100%	178	173	388	386	99%	177
<b>PRINC LEARNING AND TEACHING 5-9 (5623)</b>  Test Company: ETS Score Range: 100-200	All enrolled students who have completed all nonclinical courses, 2018-19									
	Other enrolled students, 2018-19						1			
	All program completers, 2018-19									
	All program completers, 2017-18									
	All program completers, 2016-17									
<b>PRINC LEARNING AND TEACHING 7-12 (5624)</b>  Test Company: ETS Score Range: 100-200	All enrolled students who have completed all nonclinical courses, 2018-19						32	32	100%	180
	Other enrolled students, 2018-19	15	14	93%	175	157	88	85	97%	177
	All program completers, 2018-19	17	17	100%	178	157	323	323	100%	181
	All program completers, 2017-18	26	26	100%	181	157	337	337	100%	181
	All program completers, 2016-17	21	21	100%	177	157	383	383	100%	181
<b>PRINC LEARNING AND TEACHING EARLY CHILD (5621)</b>  Test Company: ETS Score Range: 100-200	All enrolled students who have completed all nonclinical courses, 2018-19						7			
	Other enrolled students, 2018-19	5				157	54	51	94%	171
	All program completers, 2018-19	9				157	234	232	99%	173
	All program completers, 2017-18	6				157	255	252	99%	173
	All program completers, 2016-17	18	18	100%	177	157	282	281	100%	173

**Single Assessment Institution-Level Pass Rate Data: Traditional Teacher Preparation Program Within IHE**

		<b>HEOA - Title II 2018 - 2019 Academic Year</b>								
<b>Institution Name</b>		UNIV MARYLAND BALTIMORE COUNTY								
<b>Institution Code</b>		5835								
<b>State</b>		Maryland								
							February 3, 2020			
Assessment Information <sup>1</sup>	Group	Number Taking Assessment	Number Passing Assessment	Institutional Pass Rate	Institutional Average Scaled Score	Assessment Cut Score <sup>2</sup>	Statewide			
							Number Taking Assessment	Number Passing Assessment	Statewide Pass Rate	Statewide Average Scaled Score
<b>PRINC LEARNING AND TEACHING K-6 (5622)</b>  Test Company: ETS Score Range: 100-200	All enrolled students who have completed all nonclinical courses, 2018-19						20	18	90%	171
	Other enrolled students, 2018-19	7				160	120	119	99%	179
	All program completers, 2018-19	10	10	100%	180	160	639	636	100%	179
	All program completers, 2017-18	9				160	675	675	100%	179
	All program completers, 2016-17	17	17	100%	182	160	745	745	100%	180
<b>SE CORE KNOWLEDGE &amp; APPLICATIONS (5354)</b>  Test Company: ETS Score Range: 100-200	All enrolled students who have completed all nonclinical courses, 2018-19						13	13	100%	172
	Other enrolled students, 2018-19	2				151	108	108	100%	176
	All program completers, 2018-19						292	291	100%	176
	All program completers, 2017-18						312	312	100%	177
	All program completers, 2016-17						340	340	100%	176
<b>SOCIAL STUDIES CONTENT &amp; INTERPRETATION (5086)</b>  Test Company: ETS Score Range: 100-200	All enrolled students who have completed all nonclinical courses, 2018-19						10	8	80%	162
	Other enrolled students, 2018-19	2				153	37	35	95%	171
	All program completers, 2018-19	4				153	80	80	100%	168
	All program completers, 2017-18	9				153	93	91	98%	169
	All program completers, 2016-17	5				153	101	96	95%	169
<b>SPANISH WORLD LANGUAGE (5195)</b>  Test Company: ETS Score Range: 100-200	All enrolled students who have completed all nonclinical courses, 2018-19									
	Other enrolled students, 2018-19						10	8	80%	177
	All program completers, 2018-19						5			
	All program completers, 2017-18						9			
	All program completers, 2016-17						8			


**Single Assessment Institution-Level Pass Rate Data: Traditional Teacher Preparation Program Within IHE**

	<b>HEOA - Title II 2018 - 2019 Academic Year</b>
	<b>Institution Name</b> UNIV MARYLAND BALTIMORE COUNTY
	<b>Institution Code</b> 5835
	<b>State</b> Maryland


February 3, 2020

Assessment Information <sup>1</sup>	Group	Number Taking Assessment	Number Passing Assessment	Institutional Pass Rate	Institutional Average Scaled Score	Assessment Cut Score <sup>2</sup>	Statewide				
							Number Taking Assessment	Number Passing Assessment	Statewide Pass Rate	Statewide Average Scaled Score	
<b>TECHNOLOGY EDUCATION (5051)</b>  Test Company: ETS Score Range: 100-200	All enrolled students who have completed all nonclinical courses, 2018-19										
	Other enrolled students, 2018-19	1				159	1				
	All program completers, 2018-19	2				159	2				
	All program completers, 2017-18										
	All program completers, 2016-17						1				
<b>THEATRE (5641)</b>  Test Company: ETS Score Range: 100-200	All enrolled students who have completed all nonclinical courses, 2018-19										
	Other enrolled students, 2018-19										
	All program completers, 2018-19	1				151	4				
	All program completers, 2017-18						1				
	All program completers, 2016-17						5				
<b>WORLD AND U.S. HISTORY CK (5941)</b>  Test Company: ETS Score Range: 100-200	All enrolled students who have completed all nonclinical courses, 2018-19						7				
	Other enrolled students, 2018-19						5				
	All program completers, 2018-19						25	20	80%	167	
	All program completers, 2017-18						34	34	100%	172	
	All program completers, 2016-17						31	29	94%	169	
<b>WORLD LANGUAGE PEDAGOGY (5841)</b>  Test Company: ETS Score Range: 100-200	All enrolled students who have completed all nonclinical courses, 2018-19										
	Other enrolled students, 2018-19	1				158	2				
	All program completers, 2018-19										
	All program completers, 2017-18										
	All program completers, 2016-17										


**Single Assessment Institution-Level Pass Rate Data: Traditional Teacher Preparation Program Within IHE**

		<b>HEOA - Title II 2018 - 2019 Academic Year</b>								
<b>Institution Name</b>		UNIV MARYLAND BALTIMORE COUNTY								
<b>Institution Code</b>		5835								
<b>State</b>		Maryland								
							February 3, 2020			
Assessment Information <sup>1</sup>	Group	Number Taking Assessment	Number Passing Assessment	Institutional Pass Rate	Institutional Average Scaled Score	Assessment Cut Score <sup>2</sup>	Statewide			
							Number Taking Assessment	Number Passing Assessment	Statewide Pass Rate	Statewide Average Scaled Score
<b>OPI GERMAN (ACT1007)</b>  Test Company: ACTFL* Score Range: 1-10	All enrolled students who have completed all nonclinical courses, 2018-19									
	Other enrolled students, 2018-19	1				6	1			
	All program completers, 2018-19									
	All program completers, 2017-18									
	All program completers, 2016-17						1			
<b>OPI ITALIAN (ACT1010)</b>  Test Company: ACTFL* Score Range: 1-10	All enrolled students who have completed all nonclinical courses, 2018-19									
	Other enrolled students, 2018-19									
	All program completers, 2018-19									
	All program completers, 2017-18									
	All program completers, 2016-17						2			
<b>OPI MANDARIN (ACT1013)</b>  Test Company: ACTFL* Score Range: 1-10	All enrolled students who have completed all nonclinical courses, 2018-19									
	Other enrolled students, 2018-19									
	All program completers, 2018-19									
	All program completers, 2017-18						1			
	All program completers, 2016-17						3			
<b>OPI SPANISH (ACT1018)</b>  Test Company: ACTFL* Score Range: 1-10	All enrolled students who have completed all nonclinical courses, 2018-19									
	Other enrolled students, 2018-19						2			
	All program completers, 2018-19						1			
	All program completers, 2017-18						2			
	All program completers, 2016-17						2			

**Single Assessment Institution-Level Pass Rate Data: Traditional Teacher Preparation Program Within IHE**

		<b>HEOA - Title II 2018 - 2019 Academic Year</b>												
Institution Name		UNIV MARYLAND BALTIMORE COUNTY												
Institution Code		5835												
State		Maryland												
							February 3, 2020							
Assessment Information <sup>1</sup>		Group		Number Taking Assessment	Number Passing Assessment	Institutional Pass Rate	Institutional Average Scaled Score	Assessment Cut Score <sup>2</sup>	Statewide					
									Number Taking Assessment	Number Passing Assessment	Statewide Pass Rate	Statewide Average Scaled Score		
<b>OPIC FRENCH (ACT3003)</b>  Test Company: ACTFL* Score Range: 1-10		All enrolled students who have completed all nonclinical courses, 2018-19												
		Other enrolled students, 2018-19												
		All program completers, 2018-19								1				
		All program completers, 2017-18								1				
		All program completers, 2016-17								1				
<b>OPIC SPANISH (ACT3002)</b>  Test Company: ACTFL* Score Range: 1-10		All enrolled students who have completed all nonclinical courses, 2018-19												
		Other enrolled students, 2018-19		3				6	11	10	91%	7		
		All program completers, 2018-19								7				
		All program completers, 2017-18								2				
		All program completers, 2016-17								3				
<b>WPT CHINESE-MANDARIN (ACT2002)</b>  Test Company: ACTFL* Score Range: 1-10		All enrolled students who have completed all nonclinical courses, 2018-19												
		Other enrolled students, 2018-19												
		All program completers, 2018-19												
		All program completers, 2017-18								2				
		All program completers, 2016-17								3				
<b>WPT FRENCH (ACT2005)</b>  Test Company: ACTFL* Score Range: 1-10		All enrolled students who have completed all nonclinical courses, 2018-19												
		Other enrolled students, 2018-19							1					
		All program completers, 2018-19		1					6	2				
		All program completers, 2017-18								1				
		All program completers, 2016-17								4				

**Single Assessment Institution-Level Pass Rate Data: Traditional Teacher Preparation Program Within IHE**

		<b>HEOA - Title II 2018 - 2019 Academic Year</b>								
<b>Institution Name</b>		UNIV MARYLAND BALTIMORE COUNTY								
<b>Institution Code</b>		5835								
<b>State</b>		Maryland								
							February 3, 2020			
Assessment Information <sup>1</sup>	Group	Number Taking Assessment	Number Passing Assessment	Institutional Pass Rate	Institutional Average Scaled Score	Assessment Cut Score <sup>2</sup>	Statewide			
							Number Taking Assessment	Number Passing Assessment	Statewide Pass Rate	Statewide Average Scaled Score
<b>WPT GERMAN (ACT2006)</b>  Test Company: ACTFL* Score Range: 1-10	All enrolled students who have completed all nonclinical courses, 2018-19									
	Other enrolled students, 2018-19									
	All program completers, 2018-19									
	All program completers, 2017-18									
	All program completers, 2016-17						1			
<b>WPT ITALIAN (ACT2009)</b>  Test Company: ACTFL* Score Range: 1-10	All enrolled students who have completed all nonclinical courses, 2018-19									
	Other enrolled students, 2018-19									
	All program completers, 2018-19									
	All program completers, 2017-18									
	All program completers, 2016-17						2			
<b>WPT SPANISH (ACT2015)</b>  Test Company: ACTFL* Score Range: 1-10	All enrolled students who have completed all nonclinical courses, 2018-19									
	Other enrolled students, 2018-19	2				6	15	13	87%	7
	All program completers, 2018-19						10	10	100%	6
	All program completers, 2017-18						4			
	All program completers, 2016-17						5			

Note: In cases where there are less than ten students taking the assessment or license/certificate, the number passing and pass rate are not reported.

<sup>1</sup>Tests with multiple delivery options (computer, paper, etc.) will be noted with the assessment code for one format only.

<sup>2</sup>Cut scores may vary for groups depending upon when the cut scores are established by the state and when each group completed their teacher certification or licensure assessment.

\*Questions regarding tests listed by this testing company must be addressed to your state Title II Coordinator.