


Summary Institution-Level Pass Rate Data: *Traditional Teacher Preparation Program Within IHE*


		HEOA - Title II 2019 - 2020 Academic Year				
Institution Name		UNIV MARYLAND BALTIMORE COUNTY				
Institution Code		5835				
State		Maryland				
						<i>April 5, 2021</i>
				Statewide		
Group	Number Taking Assessment¹	Number Passing Assessment²	Institutional Pass Rate	Number Taking Assessment¹	Number Passing Assessment²	Statewide Pass Rate
All program completers, 2019-20	50	48	96%	1455	1302	89%
All program completers, 2018-19	64	64	100%	1598	1561	98%
All program completers, 2017-18	70	68	97%	1701	1678	99%

Note: In cases where there are less than ten students taking the assessment or license/certificate, the number passing and pass rate are not reported.


¹ Number of completers taking one or more assessments within their area of specialization.

² Summary level "Number Taking Assessment" may differ from assessment level "Number Taking Assessment" because each student is counted once at the summary level but may be counted in multiple assessments at the assessment level.

Single Assessment Institution-Level Pass Rate Data: Traditional Teacher Preparation Program Within IHE

		<p align="center">HEOA - Title II 2019 - 2020 Academic Year</p>								
Institution Name		UNIV MARYLAND BALTIMORE COUNTY								
Institution Code		5835								
State		Maryland								
							April 5, 2021			
							Statewide			
Assessment Information ¹	Group	Number Taking Assessment	Number Passing Assessment	Institutional Pass Rate	Institutional Average Scaled Score	Assessment Cut Score ²	Number Taking Assessment	Number Passing Assessment	Statewide Pass Rate	Statewide Average Scaled Score
AGRICULTURE (5701) Test Company: ETS Score Range: 100-200	All enrolled students who have completed all nonclinical courses, 2019-20									
	Other enrolled students, 2019-20						2			
	All program completers, 2019-20						1			
	All program completers, 2018-19									
	All program completers, 2017-18						1			
ART CONTENT AND ANALYSIS (5135) Test Company: ETS Score Range: 100-200	All enrolled students who have completed all nonclinical courses, 2019-20						3			
	Other enrolled students, 2019-20	1				161	19	14	74%	167
	All program completers, 2019-20	3				161	57	55	96%	171
	All program completers, 2018-19	3				161	59	57	97%	172
	All program completers, 2017-18	6				161	66	66	100%	175
BIOLOGY CONTENT KNOWLEDGE (0235) Test Company: ETS Score Range: 100-200	All enrolled students who have completed all nonclinical courses, 2019-20						3			
	Other enrolled students, 2019-20	3				150	14	12	86%	165
	All program completers, 2019-20						35	35	100%	170
	All program completers, 2018-19	1				150	45	45	100%	169
	All program completers, 2017-18	8				150	37	37	100%	172
BUSINESS ED CONTENT KNOWLEDGE (5101) Test Company: ETS Score Range: 100-200	All enrolled students who have completed all nonclinical courses, 2019-20									
	Other enrolled students, 2019-20									
	All program completers, 2019-20						4			
	All program completers, 2018-19						5			
	All program completers, 2017-18						4			

Single Assessment Institution-Level Pass Rate Data: Traditional Teacher Preparation Program Within IHE


	HEOA - Title II 2019 - 2020 Academic Year
	Institution Name
	Institution Code
	State

UNIV MARYLAND BALTIMORE COUNTY
5835
Maryland

April 5, 2021

Assessment Information ¹	Group	Number Taking Assessment	Number Passing Assessment	Institutional Pass Rate	Institutional Average Scaled Score	Assessment Cut Score ²	Statewide			
							Number Taking Assessment	Number Passing Assessment	Statewide Pass Rate	Statewide Average Scaled Score
CHEMISTRY CONTENT KNOWLEDGE (0245) Test Company: ETS Score Range: 100-200	All enrolled students who have completed all nonclinical courses, 2019-20						1			
	Other enrolled students, 2019-20	2				153	4			
	All program completers, 2019-20	1				153	5			
	All program completers, 2018-19						6			
	All program completers, 2017-18	1				153	11	11	100%	174
CHINESE (MANDARIN) WORLD LANGUAGE (5665) Test Company: ETS Score Range: 100-200	All enrolled students who have completed all nonclinical courses, 2019-20									
	Other enrolled students, 2019-20						6			
	All program completers, 2019-20						5			
	All program completers, 2018-19						5			
	All program completers, 2017-18						10	10	100%	196
COMPUTER SCIENCE - NEW (5652) Test Company: ETS Score Range: 100-200	All enrolled students who have completed all nonclinical courses, 2019-20									
	Other enrolled students, 2019-20	1				149	1			
	All program completers, 2019-20									
	All program completers, 2018-19						1			
	All program completers, 2017-18						1			
COMPUTER SCIENCE (5651) Test Company: ETS Score Range: 100-200	All enrolled students who have completed all nonclinical courses, 2019-20									
	Other enrolled students, 2019-20									
	All program completers, 2019-20									
	All program completers, 2018-19						3			
	All program completers, 2017-18						2			

Single Assessment Institution-Level Pass Rate Data: Traditional Teacher Preparation Program Within IHE


	HEOA - Title II 2019 - 2020 Academic Year
	Institution Name
	Institution Code
	State

UNIV MARYLAND BALTIMORE COUNTY
5835
Maryland

April 5, 2021

Assessment Information ¹	Group	Number Taking Assessment	Number Passing Assessment	Institutional Pass Rate	Institutional Average Scaled Score	Assessment Cut Score ²	Statewide			
							Number Taking Assessment	Number Passing Assessment	Statewide Pass Rate	Statewide Average Scaled Score
CORE ACADEMIC SKILLS FOR ED: MATH (5732) Test Company: ETS Score Range: 100-200	All enrolled students who have completed all nonclinical courses, 2019-20						66	43	65%	153
	Other enrolled students, 2019-20	76	60	79%	162	150	932	759	81%	160
	All program completers, 2019-20	29	28	97%	169	150	815	783	96%	164
	All program completers, 2018-19	40	40	100%	168	150	935	925	99%	166
	All program completers, 2017-18	34	32	94%	175	150	966	959	99%	166
CORE ACADEMIC SKILLS FOR ED: READING (5712) Test Company: ETS Score Range: 100-200	All enrolled students who have completed all nonclinical courses, 2019-20						65	60	92%	172
	Other enrolled students, 2019-20	72	69	96%	181	156	932	875	94%	175
	All program completers, 2019-20	29	29	100%	184	156	808	804	100%	178
	All program completers, 2018-19	39	39	100%	184	156	932	931	100%	178
	All program completers, 2017-18	35	35	100%	187	156	968	968	100%	179
CORE ACADEMIC SKILLS FOR ED: WRITING (5722) Test Company: ETS Score Range: 100-200	All enrolled students who have completed all nonclinical courses, 2019-20						66	45	68%	163
	Other enrolled students, 2019-20	74	65	88%	169	162	929	780	84%	166
	All program completers, 2019-20	29	28	97%	170	162	819	799	98%	169
	All program completers, 2018-19	39	39	100%	174	162	926	923	100%	170
	All program completers, 2017-18	34	34	100%	177	162	959	956	100%	171
CORE ACADEMIC SKILLS FOR EDUCATORS: MATH (5733) Test Company: ETS Score Range: 100-200	All enrolled students who have completed all nonclinical courses, 2019-20						4			
	Other enrolled students, 2019-20						79	64	81%	165
	All program completers, 2019-20						11	10	91%	167
	All program completers, 2018-19	1				150	2			
	All program completers, 2017-18									

Single Assessment Institution-Level Pass Rate Data: Traditional Teacher Preparation Program Within IHE


	HEOA - Title II 2019 - 2020 Academic Year
	Institution Name
	Institution Code
	State

UNIV MARYLAND BALTIMORE COUNTY
5835
Maryland

April 5, 2021

Assessment Information ¹	Group	Number Taking Assessment	Number Passing Assessment	Institutional Pass Rate	Institutional Average Scaled Score	Assessment Cut Score ²	Statewide			
							Number Taking Assessment	Number Passing Assessment	Statewide Pass Rate	Statewide Average Scaled Score
CORE ACADEMIC SKILLS FOR EDUCATORS: READING (5713) Test Company: ETS Score Range: 100-200	All enrolled students who have completed all nonclinical courses, 2019-20						2			
	Other enrolled students, 2019-20						51	43	84%	172
	All program completers, 2019-20						5			
	All program completers, 2018-19	1				156	2			
	All program completers, 2017-18									
CORE ACADEMIC SKILLS FOR EDUCATORS: WRITING (5723) Test Company: ETS Score Range: 100-200	All enrolled students who have completed all nonclinical courses, 2019-20						3			
	Other enrolled students, 2019-20						59	31	53%	161
	All program completers, 2019-20						5			
	All program completers, 2018-19	1				162	2			
	All program completers, 2017-18						1			
EARLY CHILDHOOD EDUCATION (5025) Test Company: ETS Score Range: 100-200	All enrolled students who have completed all nonclinical courses, 2019-20						4			
	Other enrolled students, 2019-20	8				156	86	82	95%	174
	All program completers, 2019-20	6				156	247	247	100%	178
	All program completers, 2018-19	9				156	287	287	100%	177
	All program completers, 2017-18	6				156	308	308	100%	178
EARTH AND SPACE SCIENCES - CK (5571) Test Company: ETS Score Range: 100-200	All enrolled students who have completed all nonclinical courses, 2019-20									
	Other enrolled students, 2019-20	1				152	3			
	All program completers, 2019-20						4			
	All program completers, 2018-19						5			
	All program completers, 2017-18						8			

Single Assessment Institution-Level Pass Rate Data: Traditional Teacher Preparation Program Within IHE


	HEOA - Title II 2019 - 2020 Academic Year
	Institution Name
	Institution Code
	State

UNIV MARYLAND BALTIMORE COUNTY
5835
Maryland

April 5, 2021

Assessment Information ¹	Group	Number Taking Assessment	Number Passing Assessment	Institutional Pass Rate	Institutional Average Scaled Score	Assessment Cut Score ²	Statewide			
							Number Taking Assessment	Number Passing Assessment	Statewide Pass Rate	Statewide Average Scaled Score
ELEM ED CKT: MATHEMATICS (7813) Test Company: ETS Score Range: 100-200	All enrolled students who have completed all nonclinical courses, 2019-20						12	11	92%	168
	Other enrolled students, 2019-20	1				150	121	110	91%	167
	All program completers, 2019-20	7				150	264	243	92%	166
	All program completers, 2018-19						3			
	All program completers, 2017-18						2			
ELEM ED CKT: READING LANGUAGE ARTS (7812) Test Company: ETS Score Range: 100-200	All enrolled students who have completed all nonclinical courses, 2019-20						10	9	90%	169
	Other enrolled students, 2019-20	1				161	123	103	84%	171
	All program completers, 2019-20	8				161	284	253	89%	172
	All program completers, 2018-19						3			
	All program completers, 2017-18						1			
ELEM ED CKT: SCIENCE (7814) Test Company: ETS Score Range: 100-200	All enrolled students who have completed all nonclinical courses, 2019-20						10	9	90%	173
	Other enrolled students, 2019-20	1				154	121	114	94%	176
	All program completers, 2019-20	7				154	246	239	97%	178
	All program completers, 2018-19						3			
	All program completers, 2017-18						1			
ELEM ED CKT: SOCIAL STUDIES (7815) Test Company: ETS Score Range: 100-200	All enrolled students who have completed all nonclinical courses, 2019-20						10	10	100%	175
	Other enrolled students, 2019-20	1				161	131	111	85%	173
	All program completers, 2019-20	9				161	328	296	90%	173
	All program completers, 2018-19						9			
	All program completers, 2017-18						1			

Single Assessment Institution-Level Pass Rate Data: Traditional Teacher Preparation Program Within IHE

	HEOA - Title II 2019 - 2020 Academic Year
	Institution Name
	Institution Code
	State

UNIV MARYLAND BALTIMORE COUNTY


5835

Maryland

April 5, 2021

Assessment Information ¹	Group	Number Taking Assessment	Number Passing Assessment	Institutional Pass Rate	Institutional Average Scaled Score	Assessment Cut Score ²	Statewide			
							Number Taking Assessment	Number Passing Assessment	Statewide Pass Rate	Statewide Average Scaled Score
ELEM ED: INSTRUCTIONAL PRACTICE AND APPLICATIONS (5019) Test Company: ETS Score Range: 100-200	All enrolled students who have completed all nonclinical courses, 2019-20						1			
	Other enrolled students, 2019-20	1				155	13	11	85%	174
	All program completers, 2019-20						4			
	All program completers, 2018-19						82	81	99%	171
	All program completers, 2017-18	9				155	665	655	98%	173
ELEMENTARY EDUCATION: MATHEMATICS CKT (7803) Test Company: ETS Score Range: 100-200	All enrolled students who have completed all nonclinical courses, 2019-20						2			
	Other enrolled students, 2019-20	1				150	24	23	96%	168
	All program completers, 2019-20						187	182	97%	170
	All program completers, 2018-19	10	10	100%	178	150	540	534	99%	168
	All program completers, 2017-18						14	13	93%	164
ELEMENTARY EDUCATION: READING AND LANG ARTS CKT (7802) Test Company: ETS Score Range: 100-200	All enrolled students who have completed all nonclinical courses, 2019-20						2			
	Other enrolled students, 2019-20	1				161	21	19	90%	173
	All program completers, 2019-20						166	159	96%	174
	All program completers, 2018-19	10	10	100%	179	161	540	531	98%	174
	All program completers, 2017-18						14	13	93%	174
ELEMENTARY EDUCATION: SCIENCE CKT (7804) Test Company: ETS Score Range: 100-200	All enrolled students who have completed all nonclinical courses, 2019-20						3			
	Other enrolled students, 2019-20	1				154	25	23	92%	175
	All program completers, 2019-20						197	196	99%	180
	All program completers, 2018-19	10	10	100%	181	154	539	537	100%	179
	All program completers, 2017-18						14	13	93%	175

Single Assessment Institution-Level Pass Rate Data: Traditional Teacher Preparation Program Within IHE


	HEOA - Title II 2019 - 2020 Academic Year
	Institution Name
	Institution Code
	State

UNIV MARYLAND BALTIMORE COUNTY
5835
Maryland

April 5, 2021

Assessment Information ¹	Group	Number Taking Assessment	Number Passing Assessment	Institutional Pass Rate	Institutional Average Scaled Score	Assessment Cut Score ²	Statewide			
							Number Taking Assessment	Number Passing Assessment	Statewide Pass Rate	Statewide Average Scaled Score
ELEMENTARY EDUCATION: SOCIAL STUDIES (7805) Test Company: ETS Score Range: 100-200	All enrolled students who have completed all nonclinical courses, 2019-20						1			
	Other enrolled students, 2019-20	1				155	22	22	100%	167
	All program completers, 2019-20						133	127	95%	171
	All program completers, 2018-19	10	10	100%	173	155	537	516	96%	168
	All program completers, 2017-18						14	11	79%	160
ENGLISH LANGUAGE ARTS: CONTENT AND ANALYSIS (5039) Test Company: ETS Score Range: 100-200	All enrolled students who have completed all nonclinical courses, 2019-20						8			
	Other enrolled students, 2019-20						21	20	95%	181
	All program completers, 2019-20	1				168	87	84	97%	179
	All program completers, 2018-19	7				168	93	93	100%	180
	All program completers, 2017-18	4				168	110	110	100%	180
ENGLISH TO SPEAKERS OF OTHER LANGUAGES (DISC) (5361) Test Company: ETS Score Range: 100-200	All enrolled students who have completed all nonclinical courses, 2019-20									
	Other enrolled students, 2019-20						1			
	All program completers, 2019-20									
	All program completers, 2018-19	7				149	9			
	All program completers, 2017-18	12	12	100%	167	149	22	22	100%	169
ENGLISH TO SPEAKERS OF OTHER LANGUAGES (5362) Test Company: ETS Score Range: 100-200	All enrolled students who have completed all nonclinical courses, 2019-20						1			
	Other enrolled students, 2019-20	9				163	12	12	100%	185
	All program completers, 2019-20	9				163	30	30	100%	185
	All program completers, 2018-19	12	12	100%	191	155	33	33	100%	187
	All program completers, 2017-18	3				155	18	18	100%	186

Single Assessment Institution-Level Pass Rate Data: Traditional Teacher Preparation Program Within IHE


	HEOA - Title II 2019 - 2020 Academic Year
	Institution Name
	Institution Code
	State

UNIV MARYLAND BALTIMORE COUNTY
5835
Maryland

April 5, 2021

Assessment Information ¹	Group	Number Taking Assessment	Number Passing Assessment	Institutional Pass Rate	Institutional Average Scaled Score	Assessment Cut Score ²	Statewide			
							Number Taking Assessment	Number Passing Assessment	Statewide Pass Rate	Statewide Average Scaled Score
FRENCH WORLD LANGUAGE (5174) Test Company: ETS Score Range: 100-200	All enrolled students who have completed all nonclinical courses, 2019-20									
	Other enrolled students, 2019-20						2			
	All program completers, 2019-20						1			
	All program completers, 2018-19						2			
	All program completers, 2017-18						3			
GERMAN WORLD LANGUAGE (5183) Test Company: ETS Score Range: 100-200	All enrolled students who have completed all nonclinical courses, 2019-20									
	Other enrolled students, 2019-20									
	All program completers, 2019-20						1			
	All program completers, 2018-19						1			
	All program completers, 2017-18						1			
HEALTH EDUCATION (5551) Test Company: ETS Score Range: 100-200	All enrolled students who have completed all nonclinical courses, 2019-20									
	Other enrolled students, 2019-20	1				155	2			
	All program completers, 2019-20						12	11	92%	167
	All program completers, 2018-19						20	20	100%	168
	All program completers, 2017-18						13	12	92%	164
LATIN (5601) Test Company: ETS Score Range: 100-200	All enrolled students who have completed all nonclinical courses, 2019-20									
	Other enrolled students, 2019-20									
	All program completers, 2019-20									
	All program completers, 2018-19									
	All program completers, 2017-18	1					152	1		

Single Assessment Institution-Level Pass Rate Data: Traditional Teacher Preparation Program Within IHE

	HEOA - Title II 2019 - 2020 Academic Year
	Institution Name
	Institution Code
	State

UNIV MARYLAND BALTIMORE COUNTY


5835

Maryland

April 5, 2021

Assessment Information ¹	Group	Number Taking Assessment	Number Passing Assessment	Institutional Pass Rate	Institutional Average Scaled Score	Assessment Cut Score ²	Statewide			
							Number Taking Assessment	Number Passing Assessment	Statewide Pass Rate	Statewide Average Scaled Score
MATHEMATICS CONTENT KNOWLEDGE (5161) Test Company: ETS Score Range: 100-200	All enrolled students who have completed all nonclinical courses, 2019-20						3			
	Other enrolled students, 2019-20	5				160	26	16	62%	160
	All program completers, 2019-20	6				160	49	42	86%	169
	All program completers, 2018-19	2				160	56	53	95%	172
	All program completers, 2017-18	4				160	46	44	96%	172
MIDDLE SCHOOL ENG LANG ARTS (5047) Test Company: ETS Score Range: 100-200	All enrolled students who have completed all nonclinical courses, 2019-20									
	Other enrolled students, 2019-20	1				164	2			
	All program completers, 2019-20						4			
	All program completers, 2018-19						12	5	42%	162
	All program completers, 2017-18						8			
MIDDLE SCHOOL MATHEMATICS (5169) Test Company: ETS Score Range: 100-200	All enrolled students who have completed all nonclinical courses, 2019-20									
	Other enrolled students, 2019-20	1				165	9			
	All program completers, 2019-20						20	20	100%	181
	All program completers, 2018-19						17	15	88%	177
	All program completers, 2017-18						33	33	100%	179
MIDDLE SCHOOL SCIENCE (5440) Test Company: ETS Score Range: 100-200	All enrolled students who have completed all nonclinical courses, 2019-20									
	Other enrolled students, 2019-20	1				150	9			
	All program completers, 2019-20						22	21	95%	162
	All program completers, 2018-19						17	17	100%	169
	All program completers, 2017-18						35	35	100%	165

Single Assessment Institution-Level Pass Rate Data: Traditional Teacher Preparation Program Within IHE


	HEOA - Title II 2019 - 2020 Academic Year
	Institution Name
	Institution Code
	State

UNIV MARYLAND BALTIMORE COUNTY
5835
Maryland

April 5, 2021

Assessment Information ¹	Group	Number Taking Assessment	Number Passing Assessment	Institutional Pass Rate	Institutional Average Scaled Score	Assessment Cut Score ²	Statewide			
							Number Taking Assessment	Number Passing Assessment	Statewide Pass Rate	Statewide Average Scaled Score
MIDDLE SCHOOL SOCIAL STUDIES (5089) Test Company: ETS Score Range: 100-200	All enrolled students who have completed all nonclinical courses, 2019-20									
	Other enrolled students, 2019-20	1				154	2			
	All program completers, 2019-20						4			
	All program completers, 2018-19						8			
	All program completers, 2017-18						7			
MUSIC CONTENT & INSTRUCTION (5114) Test Company: ETS Score Range: 100-200	All enrolled students who have completed all nonclinical courses, 2019-20						1			
	Other enrolled students, 2019-20	3				162	9			
	All program completers, 2019-20	2				162	38	34	89%	171
	All program completers, 2018-19	4				162	41	38	93%	172
	All program completers, 2017-18	6				162	54	52	96%	170
PHYSICAL ED CONTENT AND DESIGN (5095) Test Company: ETS Score Range: 100-200	All enrolled students who have completed all nonclinical courses, 2019-20						2			
	Other enrolled students, 2019-20						9			
	All program completers, 2019-20						58	49	84%	174
	All program completers, 2018-19						51	48	94%	174
	All program completers, 2017-18						61	60	98%	176
PHYSICS CONTENT KNOWLEDGE (5265) Test Company: ETS Score Range: 100-200	All enrolled students who have completed all nonclinical courses, 2019-20									
	Other enrolled students, 2019-20	1				143	3			
	All program completers, 2019-20						1			
	All program completers, 2018-19						3			
	All program completers, 2017-18						1			

Single Assessment Institution-Level Pass Rate Data: Traditional Teacher Preparation Program Within IHE


	HEOA - Title II 2019 - 2020 Academic Year
	Institution Name
	Institution Code
	State

UNIV MARYLAND BALTIMORE COUNTY
5835
Maryland

April 5, 2021

Assessment Information ¹	Group	Number Taking Assessment	Number Passing Assessment	Institutional Pass Rate	Institutional Average Scaled Score	Assessment Cut Score ²	Statewide			
							Number Taking Assessment	Number Passing Assessment	Statewide Pass Rate	Statewide Average Scaled Score
PRAXIS I MATHEMATICS (DISCONTINUED) (0730) Test Company: ETS Score Range: 150-190	All enrolled students who have completed all nonclinical courses, 2019-20									
	Other enrolled students, 2019-20									
	All program completers, 2019-20									
	All program completers, 2018-19									
	All program completers, 2017-18	4				177	68	68	100%	180
PRAXIS I READING (DISCONTINUED) (0710) Test Company: ETS Score Range: 150-190	All enrolled students who have completed all nonclinical courses, 2019-20									
	Other enrolled students, 2019-20									
	All program completers, 2019-20									
	All program completers, 2018-19									
	All program completers, 2017-18	4				177	62	62	100%	180
PRAXIS I WRITING (DISCONTINUED) (0720) Test Company: ETS Score Range: 150-190	All enrolled students who have completed all nonclinical courses, 2019-20									
	Other enrolled students, 2019-20									
	All program completers, 2019-20									
	All program completers, 2018-19									
	All program completers, 2017-18	5				173	74	73	99%	176
PRINC LEARNING AND TEACHING 7-12 (5624) Test Company: ETS Score Range: 100-200	All enrolled students who have completed all nonclinical courses, 2019-20						18	17	94%	176
	Other enrolled students, 2019-20	15	14	93%	176	157	51	49	96%	178
	All program completers, 2019-20	14	14	100%	181	157	193	190	98%	180
	All program completers, 2018-19	17	17	100%	178	157	328	328	100%	181
	All program completers, 2017-18	26	26	100%	181	157	340	340	100%	181

Single Assessment Institution-Level Pass Rate Data: Traditional Teacher Preparation Program Within IHE


	HEOA - Title II 2019 - 2020 Academic Year
	Institution Name
	Institution Code
	State

UNIV MARYLAND BALTIMORE COUNTY
5835
Maryland

April 5, 2021

Assessment Information ¹	Group	Number Taking Assessment	Number Passing Assessment	Institutional Pass Rate	Institutional Average Scaled Score	Assessment Cut Score ²	Statewide			
							Number Taking Assessment	Number Passing Assessment	Statewide Pass Rate	Statewide Average Scaled Score
PRINC LEARNING AND TEACHING EARLY CHILD (5621) Test Company: ETS Score Range: 100-200	All enrolled students who have completed all nonclinical courses, 2019-20						5			
	Other enrolled students, 2019-20	6				157	33	32	97%	169
	All program completers, 2019-20	6				157	119	118	99%	173
	All program completers, 2018-19	9				157	241	239	99%	173
	All program completers, 2017-18	6				157	256	254	99%	173
PRINC LEARNING AND TEACHING K-6 (5622) Test Company: ETS Score Range: 100-200	All enrolled students who have completed all nonclinical courses, 2019-20						8			
	Other enrolled students, 2019-20	3				160	71	67	94%	175
	All program completers, 2019-20	11	11	100%	179	160	355	352	99%	179
	All program completers, 2018-19	10	10	100%	180	160	641	638	100%	179
	All program completers, 2017-18	9				160	678	678	100%	179
SE CORE KNOWLEDGE & APPLICATIONS (5354) Test Company: ETS Score Range: 100-200	All enrolled students who have completed all nonclinical courses, 2019-20						11	10	91%	170
	Other enrolled students, 2019-20	1				163	126	119	94%	175
	All program completers, 2019-20						251	248	99%	176
	All program completers, 2018-19						295	294	100%	176
	All program completers, 2017-18						313	313	100%	177
SOCIAL STUDIES CONTENT & INTERPRETATION (5086) Test Company: ETS Score Range: 100-200	All enrolled students who have completed all nonclinical courses, 2019-20						6			
	Other enrolled students, 2019-20	3				153	31	28	90%	170
	All program completers, 2019-20	4				153	89	84	94%	169
	All program completers, 2018-19	4				153	80	80	100%	168
	All program completers, 2017-18	9				153	94	92	98%	169

Single Assessment Institution-Level Pass Rate Data: Traditional Teacher Preparation Program Within IHE


	HEOA - Title II 2019 - 2020 Academic Year
	Institution Name
	Institution Code
	State

UNIV MARYLAND BALTIMORE COUNTY
5835
Maryland

April 5, 2021

Assessment Information ¹	Group	Number Taking Assessment	Number Passing Assessment	Institutional Pass Rate	Institutional Average Scaled Score	Assessment Cut Score ²	Statewide			
							Number Taking Assessment	Number Passing Assessment	Statewide Pass Rate	Statewide Average Scaled Score
SPANISH WORLD LANGUAGE (5195) Test Company: ETS Score Range: 100-200	All enrolled students who have completed all nonclinical courses, 2019-20						1			
	Other enrolled students, 2019-20						5			
	All program completers, 2019-20						6			
	All program completers, 2018-19						5			
	All program completers, 2017-18						9			
TEACHING READING: ELEMENTARY (5205) Test Company: ETS Score Range: 100-200	All enrolled students who have completed all nonclinical courses, 2019-20						12	8	67%	163
	Other enrolled students, 2019-20	8				159	137	108	79%	167
	All program completers, 2019-20	22	22	100%	169	159	639	592	93%	170
	All program completers, 2018-19									
	All program completers, 2017-18									
TECHNOLOGY EDUCATION (5051) Test Company: ETS Score Range: 100-200	All enrolled students who have completed all nonclinical courses, 2019-20									
	Other enrolled students, 2019-20	1				159	1			
	All program completers, 2019-20	1				159	2			
	All program completers, 2018-19	2				159	2			
	All program completers, 2017-18									
THEATRE (5641) Test Company: ETS Score Range: 100-200	All enrolled students who have completed all nonclinical courses, 2019-20									
	Other enrolled students, 2019-20									
	All program completers, 2019-20									
	All program completers, 2018-19	1				151	4			
	All program completers, 2017-18						1			

Single Assessment Institution-Level Pass Rate Data: Traditional Teacher Preparation Program Within IHE


	HEOA - Title II 2019 - 2020 Academic Year
	Institution Name
	Institution Code
	State

UNIV MARYLAND BALTIMORE COUNTY
5835
Maryland

April 5, 2021

Assessment Information ¹	Group	Number Taking Assessment	Number Passing Assessment	Institutional Pass Rate	Institutional Average Scaled Score	Assessment Cut Score ²	Statewide			
							Number Taking Assessment	Number Passing Assessment	Statewide Pass Rate	Statewide Average Scaled Score
WORLD AND U.S. HISTORY CK (5941) Test Company: ETS Score Range: 100-200	All enrolled students who have completed all nonclinical courses, 2019-20						3			
	Other enrolled students, 2019-20						4			
	All program completers, 2019-20						20	16	80%	165
	All program completers, 2018-19						26	22	85%	167
	All program completers, 2017-18						34	34	100%	172
WORLD LANGUAGE PEDAGOGY (5841) Test Company: ETS Score Range: 100-200	All enrolled students who have completed all nonclinical courses, 2019-20									
	Other enrolled students, 2019-20	1				158	2			
	All program completers, 2019-20									
	All program completers, 2018-19									
	All program completers, 2017-18									
EDTPA: AGRICULTURAL EDUCATION (TPA0100) Test Company: E.S. Pearson* Score Range: 15-75	All enrolled students who have completed all nonclinical courses, 2019-20									
	Other enrolled students, 2019-20									
	All program completers, 2019-20						1			
	All program completers, 2018-19									
	All program completers, 2017-18									
EDTPA: BUSINESS EDUCATION (TPA0102) Test Company: E.S. Pearson* Score Range: 15-75	All enrolled students who have completed all nonclinical courses, 2019-20									
	Other enrolled students, 2019-20									
	All program completers, 2019-20						2			
	All program completers, 2018-19									
	All program completers, 2017-18									

Single Assessment Institution-Level Pass Rate Data: Traditional Teacher Preparation Program Within IHE


	HEOA - Title II 2019 - 2020 Academic Year
	Institution Name
	Institution Code
	State

UNIV MARYLAND BALTIMORE COUNTY
5835
Maryland

April 5, 2021

Assessment Information ¹	Group	Number Taking Assessment	Number Passing Assessment	Institutional Pass Rate	Institutional Average Scaled Score	Assessment Cut Score ²	Statewide			
							Number Taking Assessment	Number Passing Assessment	Statewide Pass Rate	Statewide Average Scaled Score
EDTPA: EARLY CHILDHOOD (TPA0014) Test Company: E.S. Pearson* Score Range: 15-75	All enrolled students who have completed all nonclinical courses, 2019-20									
	Other enrolled students, 2019-20									
	All program completers, 2019-20						65	65	100%	43
	All program completers, 2018-19									
	All program completers, 2017-18									
EDTPA: ELEM ED LITERACY WITH MATHEMATICS TASK 4 (TPA0110) Test Company: E.S. Pearson* Score Range: 18-90	All enrolled students who have completed all nonclinical courses, 2019-20									
	Other enrolled students, 2019-20						3			
	All program completers, 2019-20						126	126	100%	53
	All program completers, 2018-19									
	All program completers, 2017-18									
EDTPA: ELEM ED MATHEMATICS WITH LITERACY TASK 4 (TPA0149) Test Company: E.S. Pearson* Score Range: 18-90	All enrolled students who have completed all nonclinical courses, 2019-20									
	Other enrolled students, 2019-20									
	All program completers, 2019-20						7			
	All program completers, 2018-19									
	All program completers, 2017-18									
EDTPA: ELEMENTARY LITERACY (TPA0001) Test Company: E.S. Pearson* Score Range: 15-75	All enrolled students who have completed all nonclinical courses, 2019-20									
	Other enrolled students, 2019-20						1			
	All program completers, 2019-20						11	11	100%	44
	All program completers, 2018-19									
	All program completers, 2017-18									

Single Assessment Institution-Level Pass Rate Data: Traditional Teacher Preparation Program Within IHE


	HEOA - Title II 2019 - 2020 Academic Year
	Institution Name
	Institution Code
	State

UNIV MARYLAND BALTIMORE COUNTY
5835
Maryland

April 5, 2021

Assessment Information ¹	Group	Number Taking Assessment	Number Passing Assessment	Institutional Pass Rate	Institutional Average Scaled Score	Assessment Cut Score ²	Statewide			
							Number Taking Assessment	Number Passing Assessment	Statewide Pass Rate	Statewide Average Scaled Score
EDTPA: ELEMENTARY MATHEMATICS (TPA0002) Test Company: E.S. Pearson* Score Range: 15-75	All enrolled students who have completed all nonclinical courses, 2019-20									
	Other enrolled students, 2019-20						2			
	All program completers, 2019-20						12	12	100%	44
	All program completers, 2018-19									
	All program completers, 2017-18									
EDTPA: SECONDARY ENGLISH LANGUAGE ARTS (TPA0003) Test Company: E.S. Pearson* Score Range: 15-75	All enrolled students who have completed all nonclinical courses, 2019-20									
	Other enrolled students, 2019-20									
	All program completers, 2019-20						33	33	100%	47
	All program completers, 2018-19									
	All program completers, 2017-18									
EDTPA: SECONDARY HISTORY-SOCIAL STUDIES (TPA0004) Test Company: E.S. Pearson* Score Range: 15-75	All enrolled students who have completed all nonclinical courses, 2019-20									
	Other enrolled students, 2019-20						1			
	All program completers, 2019-20						41	41	100%	44
	All program completers, 2018-19									
	All program completers, 2017-18									
EDTPA: SECONDARY MATHEMATICS (TPA0005) Test Company: E.S. Pearson* Score Range: 15-75	All enrolled students who have completed all nonclinical courses, 2019-20									
	Other enrolled students, 2019-20						3			
	All program completers, 2019-20						18	18	100%	43
	All program completers, 2018-19									
	All program completers, 2017-18									

Single Assessment Institution-Level Pass Rate Data: Traditional Teacher Preparation Program Within IHE


	HEOA - Title II 2019 - 2020 Academic Year
	Institution Name
	Institution Code
	State

UNIV MARYLAND BALTIMORE COUNTY
5835
Maryland

April 5, 2021

Assessment Information ¹	Group	Number Taking Assessment	Number Passing Assessment	Institutional Pass Rate	Institutional Average Scaled Score	Assessment Cut Score ²	Statewide				
							Number Taking Assessment	Number Passing Assessment	Statewide Pass Rate	Statewide Average Scaled Score	
EDTPA: SECONDARY SCIENCE (TPA0006) Test Company: E.S. Pearson* Score Range: 15-75	All enrolled students who have completed all nonclinical courses, 2019-20										
	Other enrolled students, 2019-20										
	All program completers, 2019-20						17	17	100%	42	
	All program completers, 2018-19										
	All program completers, 2017-18										
OPI MANDARIN (ACT1013) Test Company: ACTFL* Score Range: 1-10	All enrolled students who have completed all nonclinical courses, 2019-20										
	Other enrolled students, 2019-20										
	All program completers, 2019-20										
	All program completers, 2018-19										
	All program completers, 2017-18						1				
OPI SPANISH (ACT1018) Test Company: ACTFL* Score Range: 1-10	All enrolled students who have completed all nonclinical courses, 2019-20										
	Other enrolled students, 2019-20						5				
	All program completers, 2019-20						5				
	All program completers, 2018-19						1				
	All program completers, 2017-18						3				
OPIC FRENCH (ACT3003) Test Company: ACTFL* Score Range: 1-10	All enrolled students who have completed all nonclinical courses, 2019-20										
	Other enrolled students, 2019-20										
	All program completers, 2019-20						1				
	All program completers, 2018-19						1				
	All program completers, 2017-18						1				

Single Assessment Institution-Level Pass Rate Data: Traditional Teacher Preparation Program Within IHE


	HEOA - Title II 2019 - 2020 Academic Year
	Institution Name
	Institution Code
	State

UNIV MARYLAND BALTIMORE COUNTY
5835
Maryland

April 5, 2021

Assessment Information ¹	Group	Number Taking Assessment	Number Passing Assessment	Institutional Pass Rate	Institutional Average Scaled Score	Assessment Cut Score ²	Statewide			
							Number Taking Assessment	Number Passing Assessment	Statewide Pass Rate	Statewide Average Scaled Score
OPIC SPANISH (ACT3002) Test Company: ACTFL* Score Range: 1-10	All enrolled students who have completed all nonclinical courses, 2019-20									
	Other enrolled students, 2019-20	2				6	10	9	90%	7
	All program completers, 2019-20	1				6	4			
	All program completers, 2018-19						7			
	All program completers, 2017-18						2			
WPT CHINESE-MANDARIN (ACT2002) Test Company: ACTFL* Score Range: 1-10	All enrolled students who have completed all nonclinical courses, 2019-20									
	Other enrolled students, 2019-20									
	All program completers, 2019-20									
	All program completers, 2018-19									
	All program completers, 2017-18						2			
WPT FRENCH (ACT2005) Test Company: ACTFL* Score Range: 1-10	All enrolled students who have completed all nonclinical courses, 2019-20									
	Other enrolled students, 2019-20									
	All program completers, 2019-20						2			
	All program completers, 2018-19	1				6	2			
	All program completers, 2017-18						1			
WPT GERMAN (ACT2006) Test Company: ACTFL* Score Range: 1-10	All enrolled students who have completed all nonclinical courses, 2019-20									
	Other enrolled students, 2019-20						1			
	All program completers, 2019-20									
	All program completers, 2018-19									
	All program completers, 2017-18									

Single Assessment Institution-Level Pass Rate Data: Traditional Teacher Preparation Program Within IHE

	HEOA - Title II 2019 - 2020 Academic Year
	Institution Name
	Institution Code
	State

UNIV MARYLAND BALTIMORE COUNTY
5835
Maryland

April 5, 2021

Assessment Information ¹	Group	Number Taking Assessment	Number Passing Assessment	Institutional Pass Rate	Institutional Average Scaled Score	Assessment Cut Score ²	Statewide			
							Number Taking Assessment	Number Passing Assessment	Statewide Pass Rate	Statewide Average Scaled Score
WPT SPANISH (ACT2015) Test Company: ACTFL* Score Range: 1-10	All enrolled students who have completed all nonclinical courses, 2019-20									
	Other enrolled students, 2019-20	1				6	10	7	70%	6
	All program completers, 2019-20	1				6	12	11	92%	7
	All program completers, 2018-19						10	10	100%	6
	All program completers, 2017-18						4			

Note: In cases where there are less than ten students taking the assessment or license/certificate, the number passing and pass rate are not reported.

¹Tests with multiple delivery options (computer, paper, etc.) will be noted with the assessment code for one format only.

²Cut scores may vary for groups depending upon when the cut scores are established by the state and when each group completed their teacher certification or licensure assessment.

*Questions regarding tests listed by this testing company must be addressed to your state Title II Coordinator.